

NEW DAILY



STRONG AND AGILE BY NATURE

IVECO



## C O N T E N T S

---

4. PERFORMANCE

6. COMFORT & ERGONOMICS

10. RELIABILITY

12. SAFETY

16. VERSATILITY

20. SERVICES

24. CUSTOMIZATION

26. NEW DAILY

28. IVECO NEW MEDIA

29. NEW DAILY COLOURS

All the information and details you might want about the range are available on the IVECO website.

Take a closer look at the world of IVECO on:  
**[www.iveco.co.za](http://www.iveco.co.za)**

The information and images contained in this catalogue are provided by way of example. IVECO reserves the right to make changes for any commercial or construction reasons at any time without notice.



# NEW DAILY



COMFORT  
& ERGONOMICS



CUSTOMIZATION



ECOLOGY



PERFORMANCE



SAFETY



VERSATILITY



RELIABILITY



SERVICES





P E R F O R M A N C E





## P E R F O R M A N C E

**Rock is immune to the ravages of time. It's indestructible, and impervious to extreme weather and natural phenomena.**

High-performance engines and rear-wheel drive. Irrespective of load, road or weather conditions, its grip and power delivery have remained unsurpassed. The NEW DAILY engine has been even further improved in terms of technology and performance.

The 3.0 engine (available on all models) has great torque and power.

The 3.0 HPI delivers 146 HP (107kW), with torque of 350 Nm.

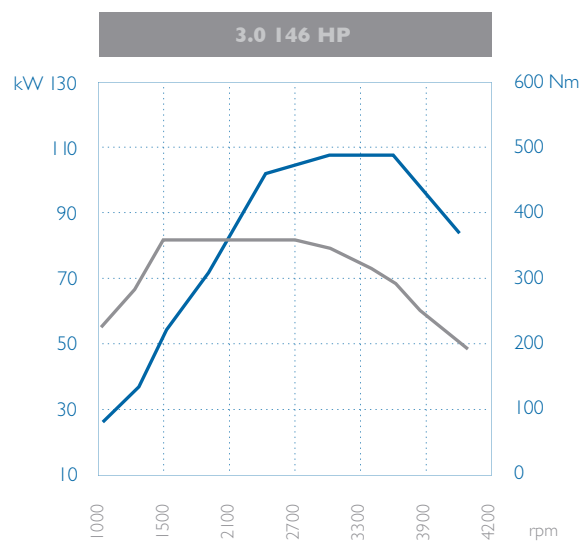
- ⊕ The highest torque at the lowest number of revolutions, combined with the movement of the rear traction, make the NEW DAILY unbeatable on any road.
- ⊕ The turbine guarantees high performance levels and optimises the inflow of air to the combustion chamber.
- ⊕ The new 7t GVW version with a load capacity of more than 4.7 tonnes can transport more than three 3.5t vehicles can handle together.

Because we are constantly thinking ahead, the NEW DAILY engine is designed with tomorrow's world in mind - a world where efficiency, environmental awareness and intelligent use of resources will be increasingly significant.

The quality of our engines is shown by a constant maximum torque over a wide range, available from the lowest engine speed, meaning they are comfortable in heavy traffic and respond quickly to sudden acceleration.

The reduced strain on the engine means lower fuel consumption, increased productivity and less mechanical stress, ensuring a longer lifespan.

The high level of innovation makes the NEW DAILY engine among the most eco-friendly on the market: this means fewer traffic restrictions today and a higher residual value tomorrow.





## C O M F O R T   &   E R G O N O M I C S

### **PROFESSIONALS GET RECOGNISED DAILY.**

Designed by Centro Stile Fiat, the NEW DAILY is unmistakably Italian, in its styling and character. DAILY is even more recognizable with the new sporty front grille, designed with the intention to reinforce the strong personality of DAILY.

The wide-angle wing mirrors provide excellent rear visibility, with the indicators elegantly integrated.

DAILY has a contemporary and metropolitan look suitable for all its clients.

### **PROFESSIONALS IMPROVE THEMSELVES ON A DAILY BASIS.**

More often than not, change comes from within. In terms of interiors, the first noticeable difference with the NEW DAILY is the aluminium central console that protrudes from the anti-glare dashboard.

Graphic and lettering on the dashboard have also been redesigned for improved legibility and by enabling the driver to clearly see the "green area" on the tachometer, fuel consumption will be reduced.

The seats have been upholstered in the new fabrics and colours.

The driver's seat has three position settings to choose from. Springy, heated and back-support versions are also available. In addition, you have the option of a double or single adjustable passenger seat.

A drawer with a pull-down door can be installed under the double passenger seat as an option, adding a six-litre storage compartment.



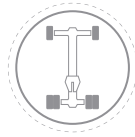








R E L I A B I L I T Y



# R E L I A B I L I T Y



6-SPEED MANUAL GEARBOX



FOG LIGHTS



REINFORCED SEMI-ELLIPTICAL REAR SUSPENSION



REINFORCED FRONT SUSPENSION WITH TORSION BAR



**ENGINEERED TO SUCCEED.** The NEW DAILY is equipped with a six-speed manual gearbox plus reverse.

The NEW DAILY has a complete range of suspensions able to meet the demands of any job:

- ⊕ On the front axle, independent-wheel suspensions with torsion bar, anti-roll bar and hydraulic telescopic shock absorbers come as standard.
- ⊕ On the rear axle, parabolic or semi-elliptical suspensions with anti-roll bar and hydraulic telescopic shock absorbers come as standard.

The NEW DAILY's innovative features take the risk out of driving. The new headlights incorporate Daytime Running Lights (DRL) and the fog lights (optional) incorporate a cornering system to illuminate the road in whatever direction you are steering.





## S A F E T Y

ELECTRONIC SAFETY SYSTEM ON THE DAILY	
<b>ABS</b>	<b>Anti-lock Braking System</b> Stops the wheels locking up under braking
<b>EBD</b>	<b>Electronic Brake force Distribution</b> Distributes brake force between the front and rear axles
<b>ASR</b>	<b>Anti-Slip Regulator</b> Controls the engine and brakes to prevent the drive wheels slipping
<b>MSR</b>	<b>Motor Schleppmomenten Regelung</b> Controls engine speed and engine braking when the accelerator is released
<b>ESP</b>	<b>Electronic Stability Program</b> Brakes each wheel individually and reduces engine speed if the vehicle starts to lose stability
<b>HBA</b>	<b>Hydraulic Brake Assist</b> Increases braking pressure when it senses emergency braking
<b>Hill Holder</b>	<b>Assisted Uphill Departure</b> Controls the brakes to hold the vehicle steady during hill starts
<b>LAC</b>	<b>Load Adaptive Control</b> Recognises how the load is distributed lengthwise
<b>TSM</b>	<b>Trailer Sway Mitigation</b> Detects the presence of a trailer and adapts the control strategy of the ESP system accordingly
<b>HRB</b>	<b>Hydraulic Rear Wheel Boost</b> Increases the braking force of the rear axle during emergency braking
<b>HFC</b>	<b>Hydraulic Fading Compensation</b> Detects and compensates for brake fade
<b>RMI&amp;ROM</b>	<b>Roll Movement Intervention &amp; Roll Over Mitigation</b> Controls vehicle roll under emergency steering conditions

**PROFESSIONALS TRAVEL IN SAFETY AND DAILY COMFORT.**

It goes without saying that innovation inspires safety. Posture, panel visibility, a new steering column and improved access to switch controls have all been designed with optimum safety and increased driver control in mind.

The strong and well-balanced body structure ensures active safety and reliable behaviour even in an emergency. Stable and easy to drive, the NEW DAILY is remarkable for its active safety systems. Throughout the range, including the van models, the NEW DAILY offers the most modern active safety systems, namely ABS 9 + EBD which are standard on all models over 3.5T Gross Vehicle Weight. Available as an option, the NEW DAILY uses an ESP of the latest generation which integrates all of the vehicle safety functions. The braking system has an increased diameter on all wheels, with the front discs also being self-ventilating. Inclusion of the parking brake in the brake circuit also makes for easier servicing.

Besides the front air bags, passenger and driver-side window bags are available as optional.






























V E R S A T I L I T Y



## V E R S A T I L I T Y

ELECTRONIC SAFETY SYSTEM ON THE DAILY				
CHASSIS CAB	35S15/E4	35C15/E4	50C15/E4	70C15/E4
3000				
3450				
3750				
4100				
4350				
4750				

CHASSIS CAB	35S15/E4 D	35C15/E4 D	50C15/E4 D	70C15/E4 D
3000				
3750				
4100				
4350				

VAN	35S15/E4 V	35C15/E4 V	50C15/E4 V	70C15/E4 V
3000L				
3000L				
3300				
3950				
3950				

ALSO LHD

ONLY RHD

**The NEW DAILY continues to offer the widest range  
in the world of light commercial vehicles:**

- ⊕ Gross Vehicle Weight from 3.5 to 7 tonnes\*
- ⊕ Towing capacity up to 3.5 tonnes
- ⊕ Body types for any type of job (van, cab, crew cab)
- ⊕ Rear single and twin wheels
- ⊕ Complete range of volumes, heights, lengths, wheelbases, axles,suspension and rear-axle ratios.

The line of choice is further extended when including the vast selection of optionals available.

A new version has been introduced in the NEW DAILY weight configuration offer for 50C model creating a new model 50C+. In this way the maximum load of front axle is increased from 1900 kg 2100 kg (specific tyres are requested).

\* The 7t GVW version is an exciting opportunity for transport professionals. With a load capacity of more than 4.7 tonnes, the 7t van and cab are the most effective solution for quick medium distance journeys. A fully-loaded Daily 7t transport more than three 3.5 tonnes vehicles can handle together.

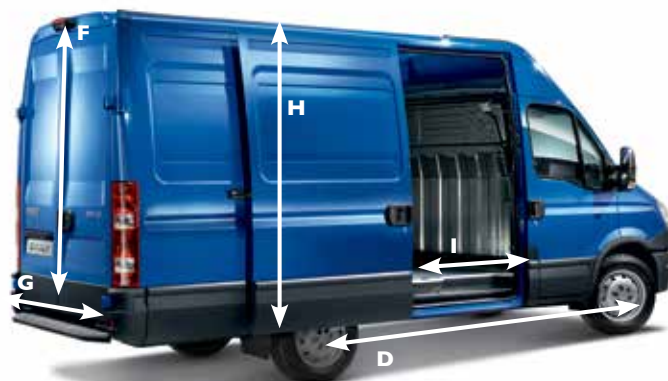




## V E R S A T I L I T Y

### THE NEW DAILY VAN RANGE

Throughout its thirty year history, the NEW DAILY Van has continued to enjoy global fame in the category of light road transport vehicles. It is robust, reliable, productive, versatile and extremely comfortable; making it the ideal partner in two classes: Class S single-wheel vans of 3.5 tonnes are the answer to all your mid-range sector of light road transport needs. This is the class for city professionals, Class C twin-wheel vans from 3.5 to 7 tonnes, the tireless champions of profitability for all the most demanding tasks. It can also be fitted with a generously sized sliding door on one side, or both, to complement the rear doors, for easy loading.



Dimensions of load compartment (mm)	H1	H2	H3
A = Roof height	1545	1900	2100
B = Internal width	1800		

	SINGLE WHEEL		TWIN WHEEL
C = Distance between wheel arches	1320		1030
A = Roof height	1545	1900	2100
B = Internal width	1800		

Rear door dimensions (mm)	H1	H2	H3
F = Height	1430	1780	1990
G = Width	1540		

Sliding side door dimensions (mm)	H1	H2	H3
H = Height	1430	1780	1780
D = Wheelbase	3000	3300/3950	
I = Width	1100	1250	



## THE NEW DAILY CAB RANGE

The NEW DAILY Chassis Cab has been designed with one objective in mind: to ensure total versatility and productivity, whatever the conditions.

With its body-on-frame construction, the structure of the NEW DAILY has stretched the loading limits significantly. This ensures greater long-term efficiency and reliability.

Available with gross vehicle weights between 3.5 and 7 tonnes, the NEW DAILY Chassis Cab is perfect for just about any type of job and any body mounting.

The high structural rigidity, completely flat and free chassis and availability of different wheelbases give the NEW DAILY Chassis Cab the flexibility to adapt to any body and equipment type.

Whatever your needs - fixed or tipper bodies, isothermal or van bodies - whatever your use - breakdown, municipal, aerial platforms or camper - there is a NEW DAILY Chassis Cab that can be tailored to your requirements.

There is also the crew cab version available, seating 6 + 1, ranging from 3.5 to 7 tonnes with a variety of wheelbases available .





## S E R V I C E S

### **YOUR VEHICLE IN GOOD HANDS**

Any professional driver knows how essential it is to be able to count on someone with the right skills and equipment to take complete care of their vehicle. Which is why IVECO - the designer and builder of your vehicle - guarantees you **the very best assistance**. IVECO offers you products and services of tried and tested excellence, provided by an extensive support network of technicians and professionals trained to deliver solutions, whatever the job or the situation. In addition, using the IVECO Service Network, you also benefit automatically from the **IVECO Original Parts Warranty**. This means maintaining the tip-top performance of your vehicle and your business in the long term. Select your nearest IVECO dealer or workshop, using the locator on the website: **[www.iveco.co.za](http://www.iveco.co.za)**

### **ORIGIN: A CERTIFIED QUALITY SYSTEM**

Origin 100% IVECO is the chain of excellence through which the company certifies and guarantees the total quality of the entire procurement and distribution cycle for its original parts, and the expertise of its Service Network. Because Origin 100% IVECO is more than a brand - it is our philosophy.

### **THE PERFORMANCE OF YOUR IVECO REMAINS UNCHANGED OVER TIME**

The excellence of IVECO performance is guaranteed over time thanks to the use of **original parts**, designed by the same experts who built your vehicle.

### **INTENSIVE AND RIGOROUS TESTING**

The quality of IVECO Original Parts is certified through specific, rigorous and meticulous tests: the only way to be 100% certain of their exceptional quality and durability.

### IVECO SHOP: DETAILS MAKE THE DIFFERENCE

IVECO Shop has created a comprehensive line of accessories tailored to suit your vehicle, your mission and your tastes. With these, you can customize your IVECO, making it even more stylish, comfortable, safe and technological. Exterior, interior, safety, comfort and hi-tech accessories: everything you could possibly need is right here. The choice is yours. Have a good trip.


### AN EXTENSIVE, PROFESSIONAL NETWORK FOR A CONSTANTLY EFFICIENT VEHICLE

IVECO workshops provide the manufacturer's quality combined with the skill of technicians who know your vehicle like no-one else. Specialised diagnostic and repair equipment such as E.A.S.Y. and its accessories Easy Scope & Easy Skite guarantee speed and efficiency even for remote assistance (teleservices).



### THE ORIGIN 100% IVECO TEAM: individual excellence ensures total excellence. Always, 100%.

Customers choose the best. Origin 100% IVECO workshops demonstrate their excellence every day, with the Team as an exclusive point of reference, the only service with the credentials to achieve 100% customer satisfaction. Always. The specific skills of individuals and their unique values come together in the Team. The result is total efficiency, work of the highest standard and tremendous strengths: skill, understanding, helpfulness and quality repairs performed without delay. These are the winning formula.









C U S T O M I Z A T I O N



## C U S T O M I Z A T I O N



### **Air conditioning with automatic climate control**

Improved air recirculation system and more efficient filters make the cab environment healthier than ever. A special pollen filter captures allergens before they can enter the cab. Automatic mode maintains a constant temperature inside the cab and stops the windows misting up too.



### **Fog lights**

The new low level fog lights ensure optimum illumination of the road ahead in poor visibility conditions. Thanks to the cornering function, they also come on automatically on bends, to light up the road in the direction you are steering.



### **Radio with CD and MP3 player**

The radio features RDS for the reception of various types of information (including station identification) and has a system for storing up to 30 stations in memory. The radio system can also play MP3/WMA files. The built-in 4x35 Watt amplifier (maximum power) offers a choice of 6 preset sound settings. To avoid having to make continuous adjustments, volume is adjusted automatically to suit vehicle speed.



### **Ergonomic storage shelf**

This convenient storage area for tools and personal effects is located above the driver's and passenger's heads. The holes in the bottom of the shelf let you see exactly what is up there.



### **Air suspended driver seat**

Extra comfort for driver and passengers. Besides the two seat adjustments (fore-and-aft and backrest angle), the NEW DAILY also offers the option of heated driver and passenger seats with spring suspension and three adjustments (fore-and-aft, seat height and backrest angle).



### **Pull-out under-seat storage**

A practical box for tools and personal effects is located under the dual passenger seat, offering 6 litres of storage space. The pull-out box is opened and closed by a handle and is therefore ideal for storing important work documents that require a secure, closed space.



#### **Parking sensors**

Rear parking sensors at the back of the vehicle let you know how much space there is between you and any obstacles behind you. The sensors are activated whenever reverse gear is engaged. A buzzer sounds if the distance between the rear of the vehicle and an obstacle behind it falls below one metre. The closer the obstacle, the higher the frequency of the beeping. The buzzer sounds continuously when the minimum safe distance (30 cm) is reached.



#### **Bigger fuel tank**

Efficiency, productivity and punctuality are vital for all transport professionals. The NEW DAILY can be equipped with a larger fuel tank that boosts capacity from 70 to 100 litres. Increased range saves you time and enables you to make fewer refuelling stops on long journeys and busy days. The NEW DAILY chassis cab with GVW of 6.5 or 7 tonnes can even be fitted with a 120 litre fuel tank.



#### **Heated electric mirrors**

The electrically adjustable mirrors can be heated simply by pressing a button on the dashboard, so visibility is optimum even in freezing conditions.



#### **Full opening rear doors**

The 270° opening rear doors make it easier to load and unload, especially in tight spaces. You can even reverse with the rear doors fully open, a feature that is particularly useful when loading from ramps. The 270° rear doors incorporate stop devices to hold them at 90° and 180° and also in the fully open position.



#### **Gearbox with power take-off**

A power take-off can be fitted to the vehicle to drive auxiliary systems, delivering up to 220 Nm of torque from the engine. The PTO is installed on the side of the gearbox and can be operated by controls on the dashboard.



#### **Differential lock**

The differential lock delivers better traction over low-grip or muddy surfaces, for safer driving and greater comfort. A switch on the dashboard engages the differential lock to drive both wheels together. The differential lock can also be combined with the ESP system.





## PERFORMANCE

**146 HP LITRES ENGINE WITH EDC  
COMMON RAIL 2ND GENERATION  
6 SPEED GEARBOX  
350 NM MAX TORQUE**



## COMFORT & ERGONOMICS

3 TYPES OF CAB  
**ERGONOMIC INSTRUMENT LAYOUT**  
COMPARTMENTS IN SOFT-TOUCH  
MATERIAL



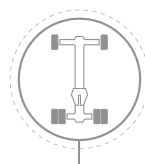
## VERSATILITY

**11,584 POSSIBLE VARIANTS**  
3 TYPES OF CAB  
9 WHEELBASES  
5 LOAD VOLUMES





AILY



## RELIABILITY

ROBUST AND STURDY THANKS TO THE  
**CHASSIS WITH SIDE MEMBERS,**  
PERFECT FOR EVERY KIND OF  
CONFIGURATION



## SAFETY

ACTIVE, PASSIVE AND PREVENTIVE SAFETY

**LATEST GENERATION  
ELECTRONIC SYSTEMS**  
ABS, ASR, ESP



## SERVICES

ELEMENTS TAILORED ASSISTANCE AND  
MAINTENANCE PROGRAMMES  
ORIGIN 100% ORIGINAL PARTS



# I V E C O   N E W   M E D I A

**IVECO was the first manufacturer to construct and develop a profile in the** world of social networking, with an up-to-date, coordinated presence and unique global access.

**The Internet and social networking presence is a service that IVECO provides to its customers to guarantee** more extensive and instantaneous information on products, services, technologies, events and sales promotions.

To find out more about the NEW DAILY, visit:

[www.iveco.co.za](http://www.iveco.co.za)



[www.facebook.com/ivecoSouthAfrica](http://www.facebook.com/ivecoSouthAfrica)



[www.youtube.com/iveco](http://www.youtube.com/iveco)



[www.flickr.com/photos/iveco1975](http://www.flickr.com/photos/iveco1975)

## NEW DAILY COLOURS



52007  
SUPER BLUE



50156  
TUSCANY GREEN



50177  
ALSACE GREEN



50121  
GREEN



50105  
WHITE



50173  
ALPS WHITE



50150  
MOON YELLOW



50181  
PRAGUE YELLOW



50167  
PANAMA YELLOW



50126  
MARANELLO RED



50106  
RED



50138  
NOVELLO RED



50158  
SKY BLUE DREAM



50168  
BLUE FORMULA



50120  
BLUE



50136  
BLUE AUGUSTUS



50169  
JET GREY



50162  
MINERAL GREY

IVECO

[WWW.IVECO.CO.ZA](http://WWW.IVECO.CO.ZA)