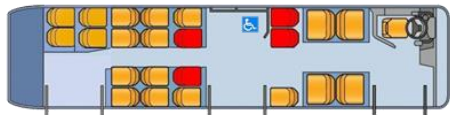
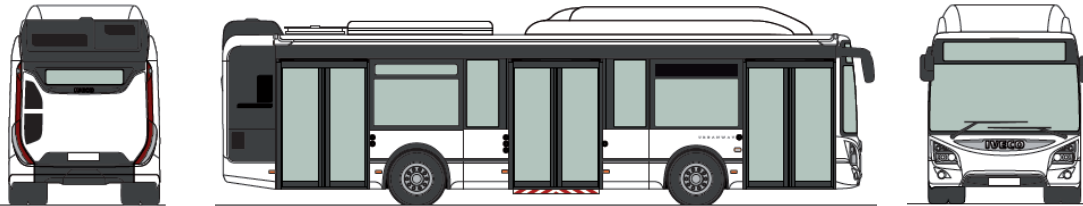


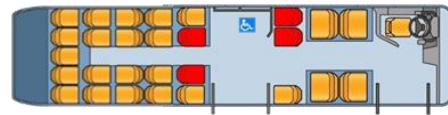
U R B A N W A Y



10,5 m Bus Low Floor - Cursor 8 CNG EURO VI



Layout 23 seats & 1 wheelchair area
Seats 20 to 25



Layout 28 seats & 1 wheelchair area
Seats 27 to 30

Maximum passengers capacity: 93+1
(depending on permissible weights of registration country)

Length	10470 mm
Width	2500 mm
Height	3301 mm
Wheelbase	4590 mm
Front / Rear overhang	2710 / 3170 mm
Front / Rear track	2087 / 1870 mm
Internal height	2378 mm
Front / Middle / Rear door access height	320 / 330 / 340 mm
Front / Middle / Rear door width	1200 mm
Wall-to-wall turning radius	8955 mm
Kerb-to-kerb turning radius	7225 mm
Approach / departure angles	7° / 7°
GVW (max legal permissible weight depending on registration country)	19000 kg
Max. permissible front axle load	7500 kg
Max. permissible rear axle load	13000 kg

CURSOR 8 CNG EURO VI	
Power at 2500 rpm	213 kW (290 hp)
Max. torque	1100 Nm at 1100 rpm
Displacement	7,8 litres
6 cylinders in line, vertical transverse at the rear, Common Rail	

URBANWAY – 10,5 m Bus Low Floor - Cursor 8 CNG EURO VI

BODY AND EXTERIOR EQUIPMENT

- Homologation Class I
- Steel construction with anti-corrosion treatment by cathaphoretic immersion
- Self – supporting structure made of 6 sections bolted together
- Roof panel in sheet metals; front and rear face in polyester
- Modular side panels in aluminum sheet
- Front and rear bumpers, lateral protection of lower panels in polyester
- Front, middle and rear doors with internal roto-translating pneumatic opening with full low floor access
- Access to rear engine compartment with 3 separate opening panels
- ECE R 107 compliant

- Optional:**
- Lowering device
 - External pneumatic sliding doors (except front door)
 - 800 mm manual or electrical wheelchair access ramp
 - Wheel covers

INTERIOR EQUIPEMENT

- Passenger seats type Compin Perseus, SB09 or Ster 8MS
- Seats trimming : plastic or fabric or fabric with foam
- Roof trim centre section in polyurethane and technical side ceiling panels in extruded aluminum
- Columns and handrails in epoxy paint or stainless steel
- 6 kg fire extinguisher

- Optional:**
- Rear-view mirror for door controlling

ELECTRICAL EQUIPMENT

- Multiplex of the driveline and vehicle
- Batteries 225 Ah mounted on a sliding tray
- Alternators: 140 A + 80 A or 2 x 140 A + 80 A
- Recharging socket and engine starting button
- Protection by thermal circuit breakers or thermal magneto
- Electrical load lightening device
- Sound system predisposition (without speakers and aerial)
- LED for DRL, sidemarkers, rear lighting block, driver area and door accesses
- LED continuous lighting at left and right for passenger compartment

- Optional:**
- Manual or electric battery cut-out
 - Front foglamps
 - Elevated LED rear lighting repeaters
 - Internal alternated LED lighting
 - LED indirect ceiling lighting

WINDOWS/ THERMAL COMFORT

- TSA tinted windscreen, driver's window , side windows and doors
- Driver's window with sliding part
- Flushed and, tinted or heat absorbing, side windows
- Upper part of side windows fixed, tilting or sliding, with or without lock
- Thermal insulation of side walls and roof panel
- Thermal and sound insulation of engine compartment
- Ventilation (with or without A/C) of driver area
- Front or upper left air intake
- De-icing of windscreen and driver's window
- Floor heating by 2 heaters (incl. 1 plinth unit) or 3 heaters (incl. 1 plinths units)

- Optional:**
- Manual or electric powered roof hatches, glass or opaque
 - Roof-mounted air conditioning with or without reheating function
 - Additional 30kW heat generator
 - Air extractor
 - Doubled glazing windows
 - Infra-red reflective windscreen

DRIVER COMPARTMENT

- EBSF compliant driver area
- Elevated driver position (2 steps)
- Electromagnetic driver's door lock and cash drawer
- Adjustable dashboard and steering wheel column in height and inclination
- Upper driver's luggage compartment (motorbike helmet size)
- 6 outlets for driver thermal comfort (incl. 4 orientable outlets)
- ISRI fully adjustable driver seat with air suspension, integrated headrest and lumbar support

- Optional:**
- Driver door with anti-aggression collapsible window
 - 60° rotation of driver seat
 - De-icing and electric powered external mirrors

ENGINE

- Exhaust pipe toward ground or on the roof
- After treatment system
- Fire detection of engine compartment

- Optional**
- Oil change by suction device
 - Centralized water and oil filling
 - Fire extinguisher with water fog spray

GEARBOX

- Automatic gearbox ZF Ecolife with TOPODYN or VOITH Diwa 6 with SENSOTOP
- 3 or 6 touch gearbox selector

REAR AXLE

- Inverse double reduction rear axle ZF AV 132
- Standard axle ratio 18 x 35
- Max speed allowed without speed limitator: see table

Engine	CURSOR 8 CNG	
Gearbox	VOITH Diwa 6	ZF 6AP
Ratio		
18 x 35	78 km/h	90 km/h
20 x 36	84 km/h	100 km/h
23 x 37	93 km/h	--

FRONT AXLE/ STEERING

- Independent wheels front axle RI75U
- Worm-type steering ZF type 8098 with integrated power steering

SUSPENSION

- Full air suspension with self-levelling sensor , kneeling, raising / lowering

COMPRESSED AIR

- Dual cylinder air compressor 630 cm3 (pressure 10 bar) "ENERGY SAVING"
- Air dryer & oil capture
- Manual bleeding valves on the air tanks, inflation taps

BRAKES

- Pneumatically-controlled service brake, front and rear disks brakes
- E.B.S., A.B.S. with A.S.R.
- Dual independent circuits at front and rear
- Parking brakes : low air pressure warning system on the rear brakes
- Electric operating brake

RETARDER

- Hydraulic speed limiter incorporated into the gearbox and linked to the service brake

- Optional:**
- Manual control

GAZ TANKS

- 4 longitudinal bottles of CNG 3 (1280 litres) or CNG 4 (1260 litres) , with rear right hand side refilling point.

TYRES AND WHEELS

- 275/70 R22.5, 148/145J or 150/145J (suits up to 7.5 T front axle load)

- Optional:**
- Maintenance

**IVECO
BUS**