

NEW DAILY



CHASSIS CAB

STRONG BY NATURE

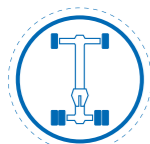


GENOVA, ITALIA.

Your **DAILY** is an entirely **New DAILY**: strong by nature and astounding in its lightness, comfort and driveability. The **load-bearing chassis frame with side members** is a guarantee of versatility and durability. The new suspension systems improved dynamic behaviour, enhance performance and weigh less.

It's a **vehicle that accommodates for your business needs**, with 40 kg more useful load, more accessible load platforms and lower fuel consumption.

The New DAILY has been totally redesigned to meet the needs of light commercial transport, a **new concept, a new vehicle, a New DAILY generation.**



STRENGTH

- CHASSIS WITH HIGH-STRENGTH SIDE MEMBERS
- UP TO 7 T GROSS VEHICLE WEIGHT
- REINFORCED SUSPENSION (ALLOWING UP TO 200 KG GREATER LOAD)
- TOUGH, RELIABLE ENGINES



DESIGN

- NEW STYLE
- NEW INTERIORS
- ERGONOMIC DASHBOARD
- NEW STORAGE COMPARTMENTS



VERSATILITY

- 8,000 VERSIONS
- CHASSIS CAB, VAN, CREW CAB, MINIBUS
- SINGLE OR TWIN WHEELS
- MAXIMUM EASE OF FITTING CONFIGURATION



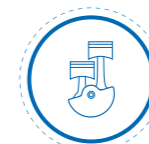
HANDLING

- NEW SUSPENSION
- OPTIMISED WHEELBASE FOR BETTER DRIVEABILITY
- BEST TURNING CIRCLE IN ITS CLASS (10.5 M)



COMFORT

- CAR-STYLE DRIVING
- NEW SEAT, NEW CONTROL AND NEW DRIVE POSITIONING
- BETTER SOUNDPROOFING
- GREATER FORWARD VISIBILITY
- NEW CLIMATE CONTROL SYSTEM
- NEW INFOTAINMENT AND NAVIGATOR SYSTEM



PERFORMANCE

- REAR-WHEEL DRIVE
- 9 ENGINES
- HIGHEST POWER IN ITS CLASS (205 HP)
- HIGHEST TORQUE IN ITS CLASS (470 NM)
- EURO VI NATURAL POWER AT 136 HP
- 6-SPEED MANUAL AND AUTOMATED GEARBOXES



PROFITABILITY

- 5.5% REDUCTION IN FUEL CONSUMPTION
- "ECOSWITCH" MODE FOR MAXIMUM EFFICIENCY
- BETTER AERODYNAMICS
- LOAD CAPACITY INCREASED OF 40 KG
- PAYLOAD UP TO 4.7 T



STRENGTH



GENOA, ITALY.

Its strength is based on its chassis, made of C-section side members in special steel, an exclusive feature in light commercial vehicles that sets the DAILY apart from car derived vehicles. The load-bearing chassis is a key element in the vehicle's **strength and modularity**.

Use of thicker chassis for greater load capacities makes it possible to **optimise the weight and performance** of each version. The exhaust gas after-treatment systems and (in

NATURAL POWER versions) the methane tanks are housed between the side members, without affecting the load space.

The DAILY is the only light commercial vehicle with gross vehicle weights of up to 7 T and payloads of up to 4700 kg.

The maximum front and rear axle loads too are top-ranked in their class. The range re-proposes all the **wheel base variations** from 3000 to 4750 mm whilst maintaining the

same cab and body length. This allows the chassis fittings installed in the previous ranges to also be used on the New DAILY.

New DAILY chassis cab is now available with a new version featuring **single wheels** with a 4100mm wheelbase and a configurable length of up to 4.5 m; the ideal vehicle for refrigerated and temperature controlled boxes, ensuring great handling and excellent stability, also thanks to the **new QUAD-LEAF suspension**.

The strength of the New DAILY translates into **reliability and economy**.

No other vehicle has the payload of the DAILY, or maintains top performance for so long; these two qualities also ensure high values on the second hand market.

The New DAILY chassis cab is the most popular base among body builders: it is the toughest and the easiest to transform.

In the single cab, crew cab and chassis cowl versions, with single or twin wheels, it can be equipped as a box van, tipper, panel van, camper, minibus, vehicle recovery truck, crane truck, overhead platform and for many other special uses.

Its strength means that no job is too great.

The New DAILY chassis is tough and strong, optimising weights and performance





DESIGN



The design of New DAILY also expresses its exclusive personality.

Unique in its class for technical features and performance, it is as attractive as a car but proudly shows off its identity as a **transport professional**.

It is a completely new vehicle: **80% of the bodywork components have been redesigned**, while the chassis-based frame-

work, the core of DAILY's robustness and durability, has been maintained.

The front is a blend of different modules: the **windscreen** plane, framed by a continuous line, extends into the side windows to join the **headlight-grille** line at the mirrors.

The rounded hood, generously proportioned for easy engine access, is positioned between the two modules. Lower down, the **bumpers**

broaden out towards the robust wheel arch to accentuate road holding with a markedly horizontal motif. The New DAILY's shape is closely linked to its function.

The **headlights** are positioned high up and set back to avoid damage from minor knocks. The increased glass surface area makes the cab more brighter and improves vertical vision. The new cab design also improves the vehicle's **aerodynamics**.

The New DAILY has an ergonomic **new dashboard** and numerous **compartments** easily reachable from the driving seat (five closable compartments, three DIN compartments and three cup holders, plus purpose-designed holders for frequently used items such as phones and tablets).



Brighter interior with greater visibility, increased glass surface area and a lowered seat.

The New DAILY marking system is simple and intuitive: the code states the gross vehicle weight (in quintals) and the power (in HP).





VERSATILITY



MILAN, ITALY

With two distinct architectures, with different wheelbases for vans and chassis cabs, **the New DAILY is the most versatile vehicle in its class.**

The new range includes **chassis cabs, crew cabs, chassis cowl, vans, semi-windowed vans and minibuses.**

The chassis cab gross vehicle weight ranges from 3.5 to 7 T, with wheelbases from 3000 to

4750 mm and body lengths up to 6190 mm. The new single wheel 4100 mm wheelbase version maintains all the distinctive qualities of the DAILY but with even better drivability.

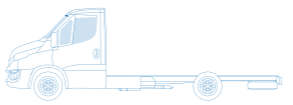
Two **engines** available (2.3 and 3 litre), with two fuel systems (diesel and methane) and nine power ratings (from 106 to 205 HP). There are four **transmissions** (three manual and one automated AGileTM), with torque from 350 to 470Nm. There are also 15 **rear**

axle ratios available, making it possible to adapt the vehicle to specific applications.

On single wheel models, **the load platform height has been reduced by 55 mm.**

To make material handling easier, all versions of the New DAILY can also be fitted with rear air suspension. This extensive range of bodies, engines, dimensions, wheelbases and load capacities allow you to choose from **8,000**

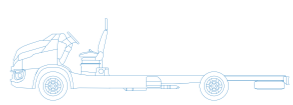
different factory versions of the New DAILY, each one configurable in an infinite number of ways thanks to the versatility of the framework.



CHASSIS CAB



CREW CAB



CHASSIS COWL



HANDLING



GENOA, ITALY

New DAILY is now even easier and more intuitive to drive even for regular car drivers.

New QUAD-LEAF front suspension improves handling, comfort and dynamic response, ensuring maximum stability even in the event of sudden swerves with a full load. Standard on all models, the new suspension uses a quadrilateral system with double swing arm and leaf spring, and has been completely

redesigned with specific angles calculated to **improve kinematic behaviour**. A number of key components – such as the cross member incorporating the engine mount – have been redesigned to increase rigidity and reduce overall mass.

QUAD-LEAF suspension offers high performance, **1900 kg standard maximum load**, with a lower weight, **-40 kg** compared to the previous model.

For particularly heavy-duty applications, the QUAD-TOR suspension (standard on all chassis cabs over 3.5 T), with torsion bars instead of the leaf spring and an **axle weight rating of 2500 kg** (2100 kg for versions up to 5 T) is available on request. On single wheel models there is a **new rear suspension geometry, recalibrated** to reduce oversteer to a minimum, lower the load platform height (-55 mm) and vehicle tare weight (-8 kg).

The balance and driveability of the DAILY chassis cab have been enhanced without compromising on its extraordinary agility in tight spaces: the kerb-to-kerb turning circle (10.5 m) is top of its class.



The new QUAD-LEAF front suspension improves comfort, driveability and maximum permissible load.



COMFORT



On New DAILY, Driving position and comfort can be compared to a good car.

The **seat** (H-point lowered by 15 mm, steering wheel (20 mm smaller and 7° more vertical) and windscreen (40 mm more glass with a 4° improvement in visibility) are new. **The dashboard** has been completely redesigned to ensure the driver has a comfortable control of the vehicle while in the correct driving position.

Ergonomic space, considered to be the best in its class, is accompanied by improved sound-proofing and a more efficient climate control system (manual and automatic). DAILY's driveability has changed radically.

The **new 4100 mm wheelbase on the single wheel version** guarantees excellent road-holding under all load conditions, great handling in tight spaces and a really comfortable ride. The **new suspension systems** improve



the ground contact and overall balance of the vehicle, reducing roll and pitch to a minimum even at high speeds.

ESP is standard for all versions, and other electronic safety systems (such as the lane departure warning system) are available on request. The new infotainment and telematics range has three audio system levels and a navigator with specific commercial vehicle routes.





PERFORMANCE



New DAILY offers the best performance in its class. The rear-wheel drive guarantees traction and power from a standing start. The ample choice of engines and final drive ratios makes it possible to optimise consumption according to the kind of work.

The power ratings range from 106 to 205 HP (the maximum for four-cylinder diesels) with torques of up to 470 Nm for 3 litre engines.

The New DAILY is the only one fitted with industrially derived diesel engines, optimised for working conditions and capable of extremely high mileage without compromising on full efficiency.

Diesel engines are available in **Euro5b+** version with EGR and **EuroVI Heavy Duty** with SCR and EGR. The after-treatment system is compact and positioned at chassis level, without affecting the load space in any way.

The latest-generation common rail system on EuroVI versions can deliver injection pressures of up to **2000 bar**. The ultra-ecological, methane fuelled, 136 HP **NATURAL POWER** version completes the range of engines.

All the gearboxes, including the automated AGile™ (usable in either automatic or sequential mode), are 6-speed.

New DAILY also has some important new features for reducing consumption, including the **EcoSwitch**, enabled by the driver to modulate the engine torque, the EcoMac intelligent cooling system and the alternator that operates only in the energy recovery phase, contributing to a **reduction of 5.5%** compared to the previous model.



← F1A 2.3 litre Iveco



← F1C 3.0 litre Iveco

In the Natural Power version, the methane tanks are located between the side members.





PROFITABILITY



MILANO, ITALIA.



New DAILY guarantees maximum profitability and efficiency in all types of work.

The New DAILY is also weight-optimised and now has **one of the best unladen weights in its class** (starting from 1750kg), guaranteeing **maximum body and payload** (up to 4700 kg in the 7 T version).

Rear air suspension (available on request for all versions) simplifies loading and

unloading and protects the transported materials from shocks and vibration. The deck top is completely flat and obstacle-free to facilitate the work of body and equipment fitters. Vehicles can be fitted with a power take-off (PTO) on the side of the gearbox (torque delivery up to 220 Nm). Vehicle electronics can be integrated with those of the body fittings via standard CAN-BUS connections. The improved aerodynamics and technological solutions on the New

DAILY (from the EcoSwitch to the smart alternator) allow **fuel savings to 5.5%**. The **EcoPack**, that includes EcoSwitch and **Start & Stop**, **lowers fuel consumption up to 14% for urban mission** compared to previous model*.

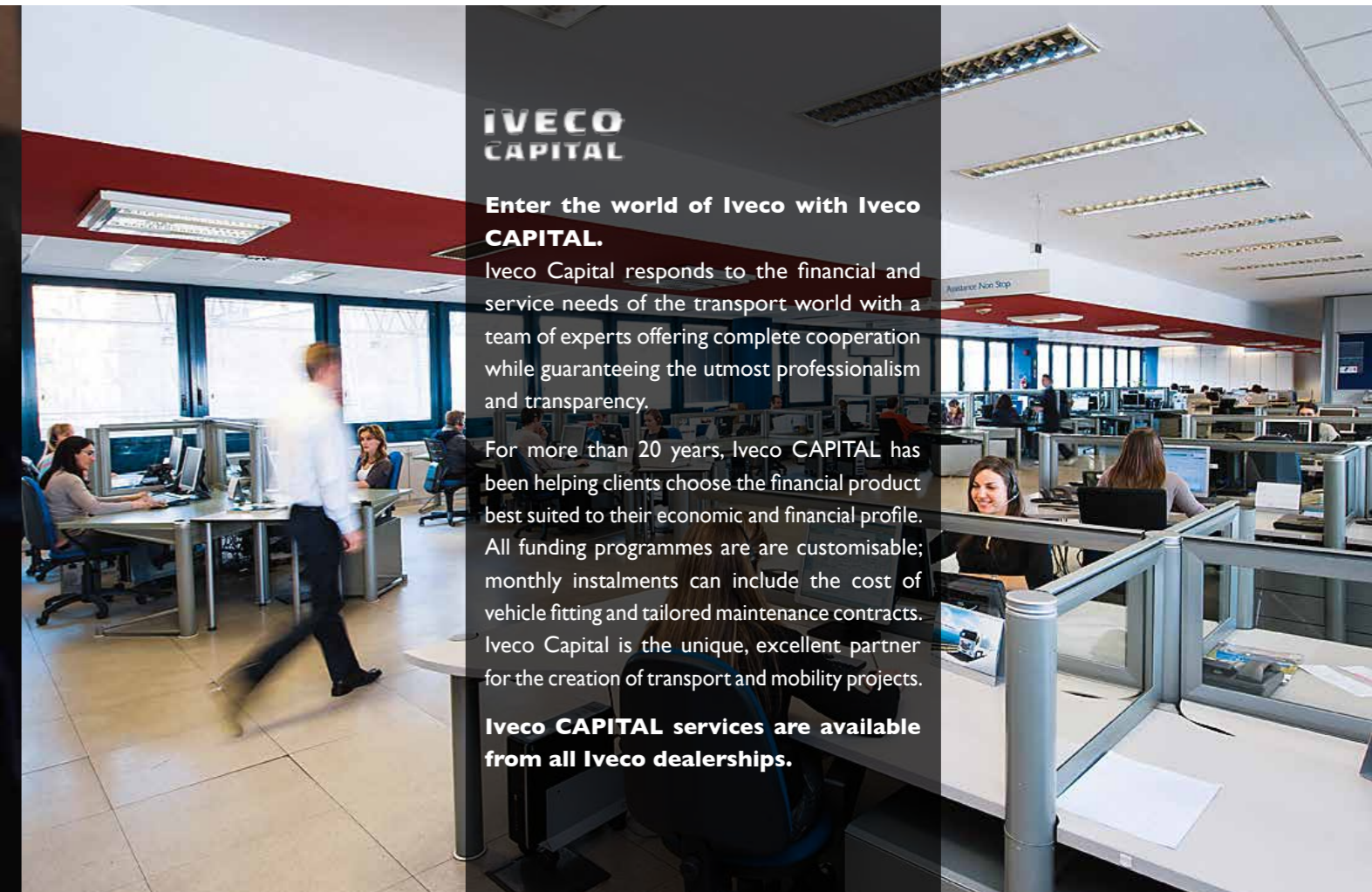
This translates into a significant **reduction in the total cost of vehicle ownership**. The large capacities, reduced weight, easy conversion and optimised fuel consumption (together with the engine performance enhanced by the rear wheel drive) make New DAILY the vehicle with the highest productivity in today's market.

* Depending on road conditions, application and local conditions

5.5% REDUCTION IN FUEL CONSUMPTION

| | |
|--------------------------|---|
| AERODYNAMICS | Improved aerodynamics cab |
| ECOSWITCH | Driver operated torque reduction device; useful for reducing fuel consumption when running with no load |
| SMART ALTERNATOR | Alternator that cuts in mainly when the accelerator is released to recover kinetic energy |
| ECOMAC | Automatic climate control with an operating logic that optimises the operation of the compressor according to the cab's actual cooling requirements |
| ENGINE EFFICIENCY | Low friction piston rings and specific engine oil |
| ECO TYRES | Low rolling resistance tyres |

SERVICES



**IVECO
CAPITAL**

Enter the world of Iveco with Iveco CAPITAL.

Iveco Capital responds to the financial and service needs of the transport world with a team of experts offering complete cooperation while guaranteeing the utmost professionalism and transparency.

For more than 20 years, Iveco CAPITAL has been helping clients choose the financial product best suited to their economic and financial profile. All funding programmes are customisable; monthly instalments can include the cost of vehicle fitting and tailored maintenance contracts. Iveco Capital is the unique, excellent partner for the creation of transport and mobility projects.

Iveco CAPITAL services are available from all Iveco dealerships.



The New DAILY is much more than a vehicle: it is a **complete transport solution** providing perfect integration between products and services.

And in a continual effort to offer our customers the best possible service, Iveco has created **ELEMENTS: a wide range of tailored service packages** designed to keep the vehicle in perfect shape at all

times. The flexibility of Elements ensures an extremely cost-effective and efficiently administered service. Customers can choose the service levels that best suit their business, counting on the certainty of controlled, fixed costs.

The **Iveco network** stands out for its extensiveness and competence, and Iveco repair centres provide the manufacturer's quality combined with the skill of technicians who know the New DAILY like nobody else does. Dedicated diagnosis

and repair equipment guarantee effectiveness and rapidity and also allow remote operations.



ALWAYS READY, ALWAYS NEAR TO YOU, WHEREVER YOU ARE.

Iveco Assistance Non-Stop, 7 days a week, 24 hours a day; one phone call is all you need to contact Iveco directly and get your business going again.

REPLACEMENT PARTS

The New DAILY's performance is assured by the use of Original Iveco replacement parts, the result of painstaking selection of materials and suppliers, and specific, rigorous product testing.

The range of original Iveco replacement parts not only includes all new parts but a broad selection of remanufactured engines, gearboxes and other components, a valid alternative for reducing maintenance costs and environmental impact. Iveco

knows the value of your time. That's why it has a highly efficient supply system serving the entire Iveco Dealer network and a distribution chain operating daily deliveries both day and night. Iveco supports its customers throughout the life of their New DAILY ensuring the perfect combination of performance, value and productivity over time with the Iveco all in one maintenance service, with fixed, transparent prices inclusive of original Iveco parts and labour.



IVECO ACCESSORIES

With the special new range of **Iveco Accessories** you can customise your New DAILY and make it unique, perfectly suited to your very own business needs.

The range of New DAILY accessories, developed in collaboration with top suppliers and the Fiat Style Centre, has been extended and fully renewed to ensure safety, practicality, comfort, design and technology for the New DAILY.

PETRONAS ORIGINAL LUBRICANTS

Urania The New DAILY comes with new engine oil, **"PETRONAS URANIA DAILY FE 0W-30"**, the ORIGINAL Iveco lubricant developed in close collaboration with PETRONAS LUBRICANTS; its special formula protects the particulate filter from combustion residues, ensuring better performance, longer intervals between replacement and lower fuel consumption.

CHOOSE YOUR DAILY

The New **DAILY Chassis Cab** remains the toughest and most versatile light commercial vehicle in its class: the load-bearing structure ensures solidity, payload and long-lasting performance. New DAILY comes in **8,000 factory versions**, the combination of the different bodies, wheelbases, power and load capacities.

The New DAILY range has a vehicle for any job, yours too.

GROSS VEHICLE WEIGHT
from 3.5 T to 7 T

NEW DAILY CHASSIS CAB

| WHEELBASE (mm) | MAXIMUM BODY LENGTHS (mm) | | | | GROSS VEHICLE WEIGHT (t) | | | |
|-------------------|---------------------------|------|------------|------|--------------------------|-------|----------|-----|
| | SINGLE WHEEL | | TWIN WHEEL | | SINGLE CAB | | CREW CAB | |
| | MIN | MAX | MIN | MAX | MIN | MAX | MIN | MAX |
| 3000 | 2510 | 3000 | 2830 | 3316 | 3.5 T | 5.2 T | | |
| 3450 | 3395 | 3886 | 3395 | 3886 | 3.5 T | 7 T | 3.5 T | 7 T |
| 3750 | 4005 | 4495 | 4005 | 4495 | 3.5 T | 7 T | 3.5 T | 7 T |
| 4100 | 4005 | 4495 | 4005 | 4895 | | | | |
| 4350 | | | 4830 | 5340 | 5.2 T | 7 T | 5.2 T | 7 T |
| 4750 | | | 5690 | 6190 | | | 6.5 T | 7 T |

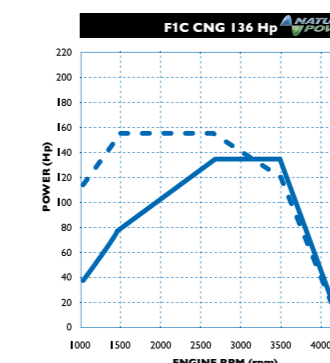
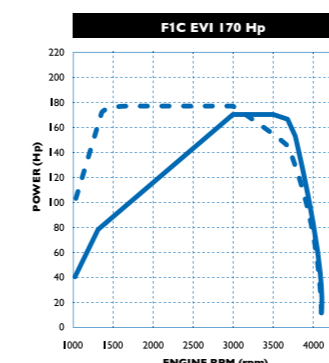
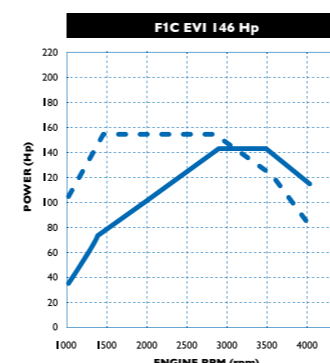
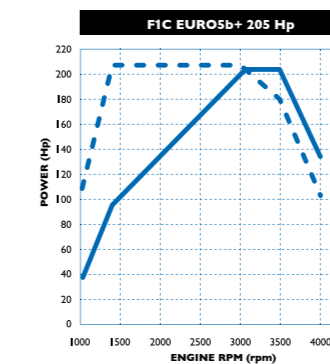
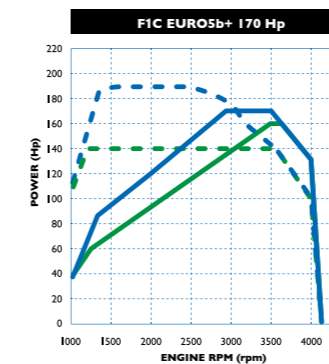
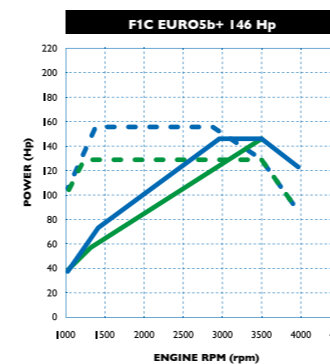
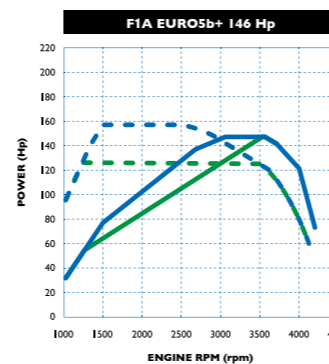
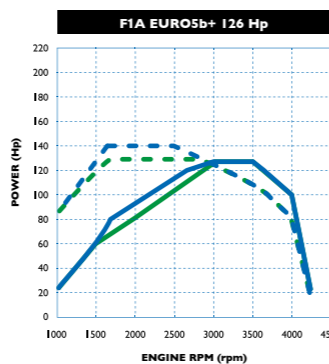
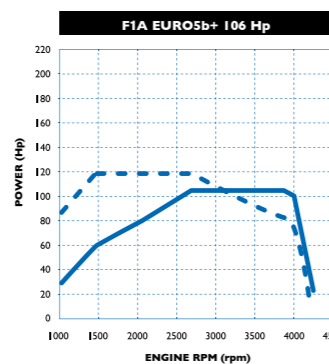
ALL VERSIONS HAVE BODY LENGTHS IDENTICAL TO THE PREVIOUS WHEELBASE VARIANTS ▶ NEW WHEELBASE LENGTH ▶ BEST-IN-CLASS



CHOOSE YOUR ENGINE

POWER/TORQUE CURVES

- - - TORQUE
 — POWER
 — ECOSWITCH OFF
 — ECOSWITCH ON



NEW DAILY ENGINES

| ENGINE | MAX POWER (HP) | MAX TORQUE (Nm) | TURBO | EMISSIONS AND HOMOLOGATION* |
|------------------|----------------|-----------------|-------------------|-----------------------------|
| F1A 2.3 litre | 106 | 270 | WASTEGATE | EURO5b+ LIGHT DUTY |
| | 126 | 320 | WASTEGATE | |
| | 146 | 350 | VARIABLE GEOMETRY | |
| F1C 3.0 litre | 146 | 350 | WASTEGATE | EURO VI HEAVY DUTY |
| | 170 | 430 | VARIABLE GEOMETRY | |
| | 205 | 470 | TWIN TURBO | |
| | 146 | 350 | WASTEGATE | |
| NATURAL POWER | 170 | 400 | VARIABLE GEOMETRY | EURO VI HEAVY DUTY |
| | 136 | 350 | WASTEGATE | |

* Euro5b+ engine line up is available only for vehicles with reference mass ≤ 2840 kg. EuroVI engine line up is available only for vehicles with reference mass > 2380 kg. EGR + SCR BEST-IN-CLASS

← F1A 2.3 litre Iveco

F1C 3.0 litre Iveco →

FITTINGS

STANDARD FITTINGS

| | DAILY |
|---|-------|
| ESP | ● |
| REMOTE CENTRAL LOCKING | ● |
| DRIVER AIRBAG | ● |
| DRIVER SEAT WITH 3 ADJUSTMENTS | ● |
| DUAL PASSENGER SEAT WITH DRAWER UNDER SEATS | ● |
| DUAL PASSENGER SEAT AND FOLD DOWN DESK | ○ |
| ELECTRIC WINDOWS | ● |
| BLUETOOTH RADIO | ● |
| ADJUSTABLE STEERING WHEEL | ● |
| POWER ASSISTED STEERING | ● |
| ATHERMAL TINTED WINDOWS | ● |
| ADJUSTABLE HEADLIGHTS | ● |
| CRUISE CONTROL | ○ |
| HEATED AND ELECTRICALLY ADJ MIRRORS | ○ |
| FOG LIGHTS WITH CORNERING FUNCTION | ○ |
| MANUAL AIR CONDITIONING | ○ |
| STORAGE SHELF | ○ |
| SPRUNG DRIVER SEAT (4 ADJUSTMENTS) | ○ |
| SPECIAL WHEEL TRIMS | ○ |

STANDARD = ● OPTIONAL = ○

SPECIFIC MISSION PACKAGES

| ECO | WINTER | TOWING |
|-------------------------|---|--|
| ECOSWITCH START&STOP | HEATED ENGINE MANIFOLD HEATED WINDSCREEN HEATED MIRRORS | BALL-HEAD TOW HOOK 13-POLE DIN SOCKET TACHOGRAPH |

The New DAILY is available in **three configurations** that can be completed with specific content packages. **All versions have ESP as standard**, connections to fittings, remote control central locking, Bluetooth audio system with four speakers, electric windows, driver seat with three position settings, passenger seats with box and an extensive range of purpose designed compartments (including phone and tablet holders).

The **DAILY PLUS** also has cruise control, heated and electrically adjustable mirrors, dual passenger seat with fold down table, bulkhead trim and directional fog lights as standard. The **DAILY TOP** configuration combines these features with air conditioning, suspended driver seat with armrest, over windscreen storage shelf and special wheel trims.

The following packs are also available:

- **ECO** (with EcoSwitch and Start&Stop);
- **WINTER** (with heated windscreen and adjustable rear view mirrors and heated engine manifold);
- **TOWING** (with ball-head tow hook, 13-pole DIN socket and tachograph)

PACKAGES

| DAILY PLUS | DAILY TOP |
|------------|-----------|
| ● | ● |
| ● | ● |
| ● | ● |
| ● | ● |
| ○ | ○ |
| ● | ● |
| ● | ● |
| ● | ● |
| ● | ● |
| ● | ● |
| ● | ● |
| ● | ● |
| ● | ● |
| ● | ● |
| ○ | ● |
| ○ | ● |
| ○ | ● |

OPTIONAL FITTINGS

| | VAN | SEMI-WINDOWED VAN |
|---|-------------------|-------------------|
| DRIVER + PASSENGER AIRBAGS | ○ | ○ |
| DRIVER + PASSENGER AIRBAGS + WINDOW BAG | ○ | ○ |
| ACOUSTIC REVERSING SIGNAL | ○ | ○ |
| REAR PARKING SENSOR | ○ | ○ |
| FOG LIGHTS WITH CORNERING FUNCTION | ○ | ○ |
| LANE DEPARTURE WARNING SYSTEM (LDWS) | ○ | ○ |
| SECURITY ALARM | ○ | ○ |
| HEATED, ELECTRICALLY ADJUSTABLE REAR VIEW MIRRORS | ○ | ○ |
| WIDER WHEEL ARCH PROFILE (STANDARD ON 7t VERSIONS) | ○ | ○ |
| ECOSWITCH (AVAILABLE WITH EURO5b+ EMISSIONS) | ○ | ○ |
| MECHANICAL DIFFERENTIAL LOCKING | ○ | ○ |
| EXPANSION MODULE | ○ | ○ |
| BALL-HEAD TOW HOOK | ○ | ○ |
| LOAD AREA WALL LINING | ○ | ○ |
| REAR DOOR WITH HEATED TINTED WINDOWS | ○ | ○ |
| SLIDING DOOR ON BOTH SIDES | ○ | ○ |
| SLIDING DOOR WITH WINDOW | ○ | ○ |
| FULL-OPENING REAR DOOR (270°) | ● | ● |
| POWER TAKE OFF (PTO) + EXPANSION MODULE | ○ | ○ |
| ENGINE SUMP GUARD (AVAILABLE FOR QUAD-TOR) | ○ | ○ |
| PROFILES FUEL TANK (100 LITRES) | ○ | ○ |
| REINFORCED REAR SUSPENSION | ○ | ○ |
| DIGITAL TOCHOGRAPH (STANDARD ON VEHICLES ABOVE 3.5 T) | ○ | ○ |
| Agile™ AUTOMATED GEARBOX | ○ | ○ |
| START & STOP (AVAILABLE FOR 2.3 LITRES ENGINE) | ○ | ○ |
| ALLOY WHEEL | SINGLE WHEEL ONLY | SINGLE WHEEL ONLY |
| WHEEL HUB COVERS | SINGLE WHEEL ONLY | SINGLE WHEEL ONLY |
| REAR CAMERA | ○ | ○ |
| CRUISE CONTROL | ○ | ○ |
| INDEPENDENT HEATER | ○ | ○ |
| AIR REAR AXLE SUSPENSION | ○ | ○ |
| MANUAL AIR CONDITIONING | ○ | ○ |
| AUTOMATIC AIR CONDITIONING WITH ECOMAC | ○ | ○ |
| RADIO MP3 | ○ | ○ |
| RADIO MP3 + BLUETOOTH AND STEERING WHEEL CONTROLS | ● | ● |
| IVECONNECT | ○ | ○ |

STANDARD = ● OPTIONAL = ○ NOT AVAILABLE = --

OPTIONS



AIR CONDITIONING WITH MANUAL CLIMATE CONTROL

The system cools/heats the cab quickly. The special pollen filter captures allergens before they can enter the cab.



AIR CONDITIONING WITH AUTOMATIC ECOMAC CONTROL

Perfect cab cooling/heating is ensured through the intelligent management of the compressor, the EcoMac, optimising operations according to actual cooling/heating needs, delivering just the right temperature to the cab and reducing fuel consumption.



RADIO MP3

Car radio with FM/AM radio frequency tuner, mp3 player with USB drive via microUSB input (supplied with microUSB-USB adaptor cable) AUX input, integrated 4x20W amplifier.



RADIO MP3 + BLUETOOTH AND STEERING WHEEL CONTROLS

Car radio with FM/AM radio frequency tuner, CD/mp3 player, mp3 player with USB drive via USB input on the dashboard (iPod® compatible), AUX input on the dashboard, Bluetooth® interface with internal microphone for mobile phones and smartphones (iPhone® compatible), radio and phone controls on the steering wheel, automatic volume control according to vehicle speed, integrated 4x20W amplifier.



IVECONNECT

Exclusive Windows Auto® platform based system, the result of the collaboration between Iveco and MAGNETI MARELLI, IVECONNECT simply manages the integrated infotainment, telephone and navigation system in a practical 7" touch-screen interface on the dashboard.

The system responds to the needs of all the crew: CD/mp3 player, two USB inputs on the dashboard (iPod® compatible), Bluetooth® interface with internal microphone that can interface with up to 5 mobile phones and smartphones at the same time (iPhone® compatible), radio and phone controls on the steering wheel, SD card reader, SD card with navigation maps specific to commercial vehicles (ordered separately from Iveco ACCESSORIES). Rear camera to assist reversing operations may also be ordered separately.



ECOSWITCH

At the flick of a switch on the dashboard, this function reduces vehicle fuel consumption by modulating the engine torque and reducing the maximum speed to 125 km/h. Particularly valuable for city driving or when the vehicle is empty. Available for Light Duty Euro5b+ engines from 126 to 170 CV (for 106 CV engines available only with maximum speed reduction function).



AIR SUSPENDED DRIVER SEAT

Extra comfort for driver and passengers. Besides the two seat adjustments (fore-and-aft and backrest angle), the New DAILY also offers the option of heated driver and passenger seats with spring suspension and three adjustments (fore-and-aft, seat and backrest angle).



WEBASTO INDEPENDENT HEATER

The system pre-heats both the engine and the interior of the cab through the ventilation system. A timer on the dashboard lets you select what time you want the system to come on, so you won't have to put up with any more cold starts! This independent heating system creates a pleasant temperature inside the cab even when the engine is switched off and prevents ice forming on the windows (thermal power 5.2 kW).



LANE DEPARTURE WARNING SYSTEM (LDWS)

The system gives off a clear acoustic warning signal to warn the driver of any unintentional lane changes due to drowsiness, tiredness or distraction.



CRUISE CONTROL

Cruise Control is an electronic system used to set and adjust the vehicle speed from a handy lever located on the steering wheel. The system memorises and maintains the vehicle at the speed set by the driver, which can then be increased or decreased by turning the lever clockwise or anticlockwise. If the driver brakes or presses the clutch, the cruise control is automatically disabled; it can be re-activated at the set speed simply by pressing the lever.

Particularly suited to interurban use and in regular traffic conditions, it makes driving more comfortable and optimises fuel consumption.

OPTIONS



DIFFERENTIAL LOCK

The differential lock delivers better traction over low-grip or muddy surfaces, for safer driving and greater comfort. A switch on the dashboard engages the differential lock to drive both wheels together.



FOG LIGHT

The new low level fog lights ensure optimum illumination of the road ahead in poor visibility conditions. Thanks to the cornering function, they also come on automatically on bends, to light the road in the direction you are steering.



BIGGER FUEL TANK

Efficiency, productivity and punctuality are vital for all transport professionals. The New DAILY can be equipped with a larger fuel tank that boosts capacity from 70 to 100 litres. Increased range saves you time and enables you to make fewer refuelling stops on long journeys and busy days.



TOWING HOOK AND DOUBLE TOWING HOOK

The ball-head tow hook lets you tow trailers weighing up to 3.5 tonnes without having to remove the rear footboard (on vans). The tow hook is fitted to the lower rear cross member and comes with a 13-pin trailer socket. Since the device is fitted by the manufacturer, the vehicle is automatically approved for towing. Made from steel, the robust tow hook incorporates a safety release.



AIR REAR AXLE SUSPENSION

A special air suspension button on the dashboard, which can be reached even when on board the vehicle, is used to raise or lower the rear load platform quickly and easily to facilitate loading and unloading operations. Particularly useful for jobs involving an intensive use of the load compartment.



WIDER WHEEL ARCH PROFILE

The possibility to choose a wider wheel arch profile meets the needs of those customers looking to strengthen their vehicle even further, increasing protection in the event of minor knocks. Available for all models. Standard for 7 T. version.



Telma ELECTROMAGNETIC RETARDER

The Telma® LVRS600 electromagnetic retarder provides the vehicle with a braking torque of 350 Nm, with full compatibility with the ESP system. Designed for mounting on the transmission shaft, it provides up to 80% of vehicle braking needs, reducing brake wear and temperature and increasing vehicle safety. It is enabled from a special lever on the dashboard, and is operated by pressing the brake pedal.



WHEEL HUB COVERS

Available only for single wheel versions. The wheel hub cover protects the hub cap and wheel from accidental knocks against pavements, adding to the style of the vehicle.



ALLOY WHEELS

Available only for single wheel versions. The alloy wheel, perfect combination of function and style, lightens the overall tare by 6 kg, thus increasing the useful load.

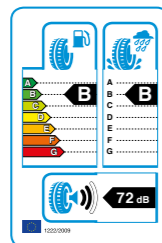
TYRES PERFORMANCE

| BRAND | MODEL | SEASON | TYRES | LOAD INDEX | SPEED INDEX | KIND OF TYRE | EFFICIENCY CONSUMPTION | WET ADHESION | EXTERNAL NOISE | EXTERNAL NOISE |
|----------------------|---------------------|--------|---------|------------|-------------|--------------|------------------------|--------------|----------------|----------------|
| CONTINENTAL | Vanco Contact 100 | S | 215/65 | 109/107 | R | C | B | B | | 73 |
| | Vanco Contact 100 | | 225/65 | 112/110 | R | C | B | B | | 72 |
| | Vanco Contact 100 | | 235/65 | 115/113 | R | C | B | B | | 72 |
| | Vanco Contact 100 | | 195/75 | 110/108 | R | C | B | B | | 72 |
| | Vanco Contact 100 | | 225/75 | 121/120 | R | C | C | C | | 72 |
| | Vanco Contact 100 | 225/75 | 121/120 | R | C | B | B | | 72 | |
| | Vanco Winter 2 | W | 215/65 | 109/107 | R | C | E | C | | 73 |
| | Vanco Winter 2 | | 225/65 | 112/110 | R | C | E | C | | 73 |
| | Vanco Winter 2 | | 195/75 | 110/108 | R | C | E | C | | 73 |
| | Vanco four season 2 | 4S | 235/65 | 115/113 | R | C | E | B | | 73 |
| Vanco four season 2 | 225/75 | | 118/116 | R | C | E | B | | 73 | |
| Vanco four season 2 | 225/75 | | 121/120 | R | C | E | B | | 73 | |
| MICHELIN | Agilis + | S | 215/65 | 109/107 | R | C | C | B | | 70 |
| | Agilis + | | 225/65 | 112/110 | R | C | C | B | | 70 |
| | Agilis + | | 235/65 | 115/113 | R | C | C | B | | 70 |
| | Agilis + | | 195/75 | 107/105 | R | C | C | B | | 70 |
| | Agilis + | | 195/75 | 110/108 | R | C | C | B | | 70 |
| | Agilis + | | 225/75 | 118/116 | R | C | C | B | | 70 |
| | Agilis + | 225/75 | 121/120 | R | C | C | B | | 70 | |
| | Agilis Alpin | W | 215/65 | 109/107 | R | C | E | B | | 71 |
| | Agilis Alpin | | 225/65 | 112/110 | R | C | E | B | | 71 |
| | Agilis Alpin | | 235/65 | 115/113 | R | C | E | B | | 71 |
| Agilis Alpin | 195/75 | | 107/105 | R | C | E | B | | 70 | |
| Agilis X - Ice north | | 225/75 | 118/116 | R | C | C | B | | 71 | |
| BRIDGESTONE | R 630 | S | 215/65 | 109/107 | R | C | E | C | | 72 |
| | R 630 | | 225/65 | 112/110 | R | C | E | C | | 73 |
| | R 630 | | 235/65 | 115/113 | R | C | C | E | | 73 |
| | R 630 | | 195/75 | 107/105 | R | C | G | E | | 72 |
| | Winter Blizzard | W | 225/65 | 112/110 | R | C | F | B | | 73 |
| | | | 195/75 | 107/105 | R | C | F | C | | 74 |

S = summer tyres W = winter tyres 4S = All season

Remember that fuel saving and safety are directly linked to driving style.

Careful driving has a positive effect on consumption, and road holding on wet surfaces is enhanced by checking tyre pressures regularly and keeping a safe following distance while driving, in proportion to the braking distance.



Tyre labels, legally required by European Law 1222/2009 since 2012, provide the customer with useful information for improving road safety and fuel consumption, with reference to the three main tyre performance factors: fuel consumption, road holding on wet surfaces and external noise due to tyre rolling resistance.



Fuel consumption

Tyre rolling resistance causes friction between the tyre and the road surface, resulting in a consumption of energy that affects overall vehicle consumption.

Road holding on wet surfaces

A tyre's grip on a dry surface is different to its road holding in wet conditions, which are much more dangerous. This rating system guarantees greater vehicle safety for the customer.

Tyre noise

This rating, expressed in decibels on three levels, indicates the degree of external tyre noise. The lower the value, the greater the vehicle comfort.

COLOUR RANGE

CONTENTS

2. STRONG BY NATURE
4. STRENGTH
6. DESIGN
8. VERSATILITY
10. HANDLING
12. COMFORT
14. PERFORMANCE
16. PROFITABILITY
18. SERVICES
20. CHOOSE YOUR DAILY
22. CHOOSE YOUR ENGINE
24. FITTINGS
26. OPTIONS
30. TYRES PERFORMANCE
31. COLOUR RANGE

METALLIZED



52481

BOREALIS BLUE



50115

SILVER GRAY



52358

LEIPZIG GRAY

PASTEL



50105

WHITE



50173

ALPINE WHITE



50158

DREAM LIGHT BLUE



50126

MARANELLO RED



50136

AUGUST BLUE



50167

PANAMA YELLOW

You can find all further information and detail on the entire range on the Iveco website. For anyone wishing to get to know more about Iveco: www.iveco.co.uk

The information and images contained in this catalogue are provided by way of example. At any time, and without previous warning, Iveco reserves the right to carry out modifications to website content, for any constructive or commercial reasons.

Iveco with



IVECO

WWW.IVECO.COM



IVECO SPA | VIA PUGLIA 35 | 10156 TURIN | ITALY

DOWNLOAD THE "NEW DAILY" APPLICAT



FROM THE APP STORE OR GOOGLE PLAY AND ACTIVATE THE AR+ AUGMENTED REALITY MODULE. FRAME THE PAGES WITH LOGO



EXPLORE THE ADDITIONAL CONTENT.