

IVECO

Drive the road of change



T-WAY

Overseas Model Shown



IVECO T-Way

The way through the toughest terrain.

A perfect combination of durability, reliability and comfort, IVECO T-Way is built for the toughest jobs in the most extreme conditions. With a new cab designed around driver needs, T-Way raises the on-board experience to a new level and exceeds all expectations on productivity, payload capacity and safety.

Engineered for the extreme, T-Way's robust chassis and components support a 40-tonne GVW for the off-road and on, whilst integrating the most advanced features and technologies found in IVECO trucks. The result is an extremely comfortable and safe environment for drivers with connectivity and a host of services developed to make work life easier and maximise vehicle uptime.

Robustness and reliability



A high-resistance steel chassis with 10mm thick frame and heavy-duty suspension deliver reliability and durability, whatever the application - mining and exploration, forestry work, water cartage, agricultural spreading, tipper work and more.



New rear axles and new-design air suspension for tandem axles have been tested in the harshest conditions over the toughest terrains.

The redesign of a number of components has contributed to a kerb weight optimisation of up to 500kg, increasing payload capacity over T-Way's predecessor.

New functional design

The cab has been entirely redesigned focusing on functionality to facilitate the driver's daily work with features that improve visibility, protect from dirt, reduce fatigue and much more. The new design also simplifies maintenance and repair operations, making it easier to change components. The chassis layout has been entirely reviewed to more easily facilitate custom bodies.

Improved safety functionalities – LDWS, ESP & EBS

Front grille design

Optimised mirror design

Constant rear frame section

High

Multi-piece bumper

Full LED headlights and protection grid

Foldable step



Improved brake performance with new front axles and disk brakes

Complete PTO offering

HI-TRONIX automated gearbox available

*Rear axle hub reduction with disc brakes**

High chassis robustness with 10mm frame thickness

Multiple axle configurations



Kerb weight optimisation up to 500kg

*Choice of mechanical and pneumatic suspensions**

**8x4 model only*

Premium driving comfort

Infotainment

Bring your digital life on board with smartphone mirroring and innovative features

Twilight & rain sensor

Automatically turns on the headlights and windscreen wipers

Dashboard AD cab



T-Way seats come with fabric upholstery and additional bolstering.



Leather steering wheel features a distinctive flat shape for added leg room, comfortable gripping from all angles and a large array of remote controls.

Integrated Hvac System

Heating, ventilation and air conditioning with "Eco-mode" function

Key lock area

Turn the engine on and off by simply pushing the Start/Stop button

Steering wheel

All the vehicle's key functions at your fingertips



Internal AD cab

Mobility and safety on all terrains

The IVECO T-Way can rely on a vast range of features and functionalities to perform every type of mission flawlessly, delivering consistently high productivity on all terrains and conditions. It will complete your mission efficiently, ensuring the highest safety levels on- and off-road.

HI-TRONIX gearbox with off-road functionalities

With the 16-speed HI-TRONIX automated gearbox you can benefit from a host of functionalities such as Rocking Mode, Off-road Mode, Creeping Mode and 4 reverse gears to tackle with ease the toughest off-road conditions.

Fully modular suspension concept

The IVECO T-Way 8x4 model offers ultimate flexibility with a choice of air and mechanical suspensions - both parabolic.

Brake performance and safety improvements

The new architecture of the EBS system, combined with disc brakes on all wheels (8x4 model only), has dramatically improved the vehicle's performance, and consequently the safety of the driver, vehicle and other road users.





IVECO

IVECO T-WAY

Overseas Model Shown

High versatility to match your application

The IVECO T-Way is a highly versatile vehicle: with incredible robustness, high payload capacity, kerb weight optimisation, and wide offering of features and components, it can be tailored to precisely match the requirements of your application.





Tipper

The IVECO T-Way will drive wherever you need it to go, carrying big payloads in all conditions – from unsealed roads to extreme off-road terrains, in all weather and in the harshest environments.

Power take-off

Fitment of PTO as standard makes T-Way the ideal platform for a range of complex body types.

Payload

With its robust chassis and weight optimisation, the IVECO T-Way is ideal for off-road tipper work and other applications where payload is critical.

Wide choice of wheelbase options

Rear suspensions

T-Way offers a choice of leaf or air suspension (8x4 model only). Air suspensions maximise comfort and enable you to lower the loading height of the vehicle.



Improved direct and indirect visibility

The aerodynamic design of the mirrors and their optimised positioning further improves visibility.
The rear window provides excellent visibility on the rear of the vehicle.

New ESP and LDWS

Functionalities for safety improvement.

Engines

The line-up offers engines with displacements of 9 and 13 litres to deliver the right power and torque for your mission.

Front axle

Leaf spring up to 9 tonnes.

Comfortable and safe access

Well placed handles and footsteps provide safe access to the cab and back of cab.
The dropdown lowest step is hung with rubber straps to better absorb shocks.



A wide variety of applications

Crane & Platform

The IVECO T-Way can be fitted with a broad range of cranes, from flatbed to platform cranes. The robustness and modular concept of the vehicle enables the fitting of cranes at the back of the cab, in a central position or at the rear of the vehicle with no compromise on stability.

Forestry

The IVECO T-Way delivers the high power you need and offers the ideal features to load, transport and unload timber with ease. It will transport your logs comfortably in forests and woods, on the roads, and all the way to your destination: our powerful engines, the robust chassis, big payload capacity and hydrostatic drive are all features designed for this multi-faceted mission.

Fertiliser Spreading

Features a 4x4 configuration closely suited to spreading applications, with engine, transmission, wheelbase ideally matched for this application. T-Way's predecessor was a favourite for spreading applications in Australia and New Zealand.

Mining

Designed for Heavy duty off road with optimum Wheelbases and PTO. Designed with Total Cost of Ownership in mind, the T-Way couples very efficient engines, transmission and interarder.





Vacuum bodies

The IVECO T-Way is optimised for the easy installation of a vacuum body and to provide all the features you need. High performance is essential in this mission, and the new clutch independent sandwich PTO, designed to unleash up to 2,300Nm, delivers the huge torque required.

Public utilities

The vast choice of configurations and extreme versatility mean that the IVECO T-Way range is able to meet the requirements of a wide variety of applications – from road resurfacing to snow clearing, from waste collection to road services.



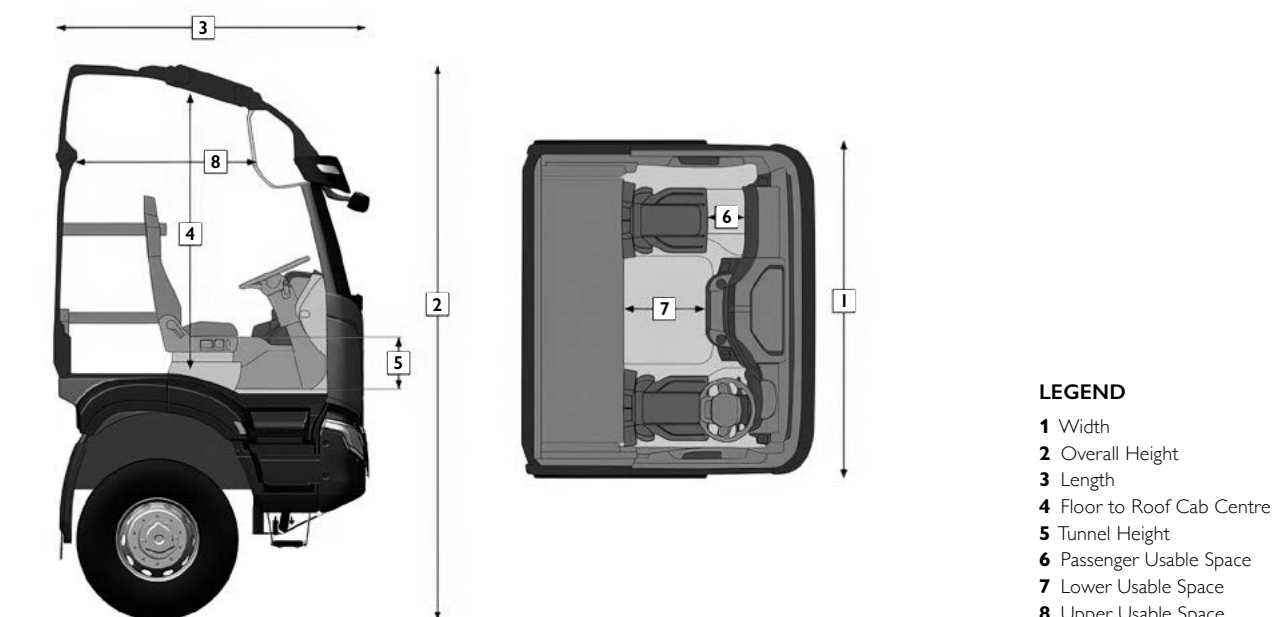


Choose your configuration

The modular, application-oriented approach of the IVECO T-Way with a wide choice of features and components, together with the structural strength and low kerb weight, provides ultimate flexibility in customising the vehicle to the specific requirements of a wide variety of applications.

Cabs

The IVECO T-Way 8x4 offers a choice of cabs: AT sleeper cab with low or medium roof, and the AD short cab with low roof.



		1	2	3	4	5	6	7	8		
	Roof	Width (mm)	Overall Height (mm)	Length (mm)	Floor to Roof Cab Centre (mm)	Tunnel Height (mm)	Passenger Usable Space (mm)	Lower Usable Space (mm)	Upper Usable Space (mm)	Bunk ⁽²⁾	Boarding Steps
AT											
	Low	2300	3100 ⁽¹⁾	2150	1250	340	370	470	-	1	3
AD											
	Low	2300	3100 ⁽¹⁾	1700	1250	340	370	-	-	0	3

Dimensions can vary according to the model.

Notes

⁽¹⁾Approximate measures; may change based on suspensions, assembly variables and approximations.

⁽²⁾Upper bed as option.

AT Cab

Lower bunk length 1,950mm, width 540mm

Engines

The IVECO T-Way offers a wide choice of Euro VI diesel engines to suit all applications. The engines, with 2 displacements and power ratings ranging from 340 to 510hp, deliver class leading power.

Diesel Engine Line-up					
Engine	Displacement (Litres)	Power hp @ rpm	Torque Nm @ rpm	After Treatment System	Emission Standard
Cursor 9	8.7	360 @ 1,530 - 2,200	1,650 @ 1,200 - 1,530	Hi-SCR	Euro VI
		410 @ 1,370 - 1,900	2,100 @ 900 - 1,370		
Cursor 13	12.9	450 @ 1,440 - 1,900	2,200 @ 970 - 1,440		
		510 @ 1,560 - 1,900	2,300 @ 900 - 1,560		

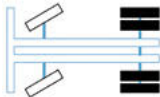
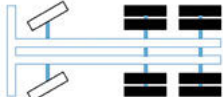
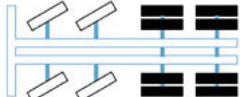






Cursor 9



Cursor 13

Power Take Off					
Dependent/Independent From Transmission		Connection	Ratio	Torque (Nm)	Rotation
Engine PTO					
Switchable	Independent	Pump/Flange	1.12 / 1.14	800	Opposite engine
Not Switchable			1.14 / 1.195		
Sandwich PTO					
Switchable	Independent	Flange	1.02 / 1.27 / 1.56	1,602 – 2,300	Same as engine

		Rigid		
IVECO T-Way		4 x 4	6 x 6	8 x 4 (2+2)
				
CAB ROOF	AT			
	AD			
ENGINE GEARBOX	Cursor 9	Automated Manual	-	-
	Cursor 13	Automated Manual	Automated Manual	Automated Manual
VEHICLE SET-UP	OFF	OFF	OFF	OFF
REAR AXLE SUSPENSION	HR	Mechanical	Mechanical	Pneumatic Rear Mechanical
CONNECTIVITY BOX			Standard	
WHEELBASES (mm)		3,800 – 4,200 – 4,500	3,800 – 4,200 – 4,500	5,820





Overseas Model Shown



Disclaimer:

IVECO Trucks Australia Pty Ltd. ABN 86 004 065 061 ("IVECO") distributes IVECO trucks in Australia and New Zealand. The information and images in this document are provided as a guide only. IVECO reserves the right to make changes at any time without notice to the information contained in this document for any commercial reasons. Always consult your authorised IVECO Dealer to ensure the specifications, equipment, options, and design features including colour, are available for the vehicle before deciding to place an order, some options may only be available in combination with others. Overseas images are shown throughout this document and the images may include equipment which is not optional. To the extent permitted by law to do so, IVECO shall not be liable to any person because of reliance on the content contained in this document.