

IVECO

Drive the road of change



DAILY E6 MOTORHOME

Choose your own adventure

The journey starts with DAILY

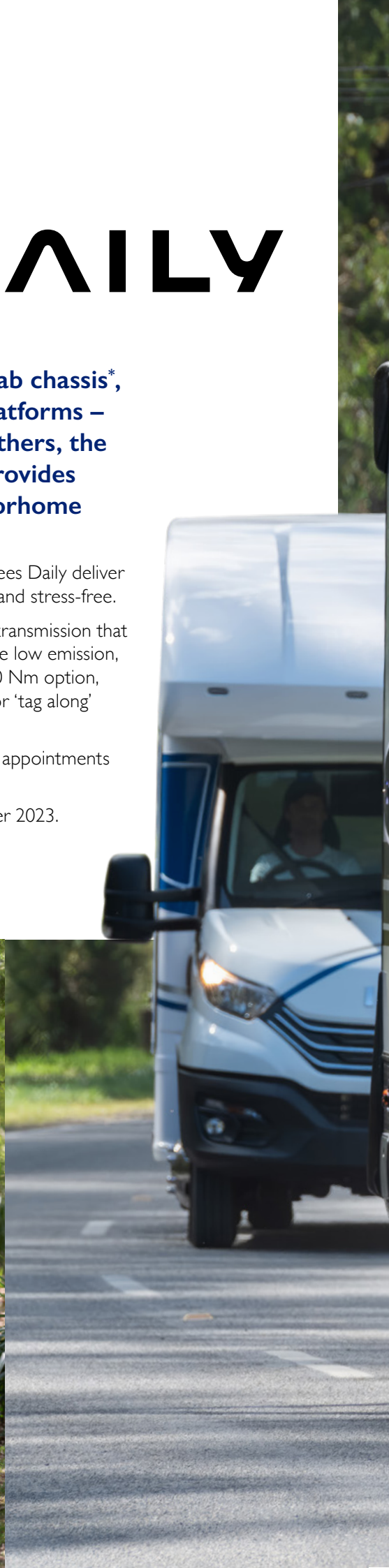
The IVECO Daily is Australia's bestselling European cab chassis*, and one of the country's most popular motorhome platforms – and there are many good reasons why. Unlike some others, the Daily range features a robust C-section chassis that provides the durability and strength that make it ideal for motorhome applications.

Combined with this strength are all the latest technologies and features, that sees Daily deliver a comfortable, car-like driving experience, making time on the road enjoyable and stress-free.

Among the Daily's many benefits is its market-leading 8-speed fully automatic transmission that delivers instant response and seamless power delivery. Daily is available in three low emission, Euro 6 engines including an industry-leading 210 horsepower (155kW) and 470 Nm option, providing ample power and torque for easy overtaking or for towing a trailer or 'tag along' vehicle.

Daily is also equipped with a broad range of standard active and passive safety appointments to keep owners secure.

*Data obtained from the Australian Truck Industry New Sales Data, September 2023.





RUPERT

When the open road calls

Whether it's just a short drive to a favourite weekend destination, or the fabled 'trip around the block' that will have owners on the road for months on end, a Daily-based motorhome will get you there and back in comfort, safety and class.





Daily – the motorhome platform of choice

The IVECO Daily cab chassis is the platform of choice for many of Australia's leading motorhome manufacturers.

Daily's tough C-Section chassis allows motorhome bodies to be securely integrated onto the cab chassis and provides additional scope for more complex interior fit-outs.

Depending on the Daily motorhome selected, owners can also expect clever features including electronically controlled rear airbag suspension for a more supple ride and a level chassis no matter the weight, and a rear locking differential that provides additional tractions over slippery terrain.





Drives and feels like a car

Daily has all the appointments to transport the driver and passenger in comfort and style – whether the destination is to the coast, highlands or outback, it makes no difference.

The range features a high resolution TFT instrument cluster that's easy to read with seven dedicated screen menus and over 100 points of information. It's also equipped with the Hi-Connect multimedia system with Apple CarPlay®, Android Auto™ and Bluetooth®. Selected Daily motorhome models are also equipped with GPS Navigation by TomTom.

Other benefits include a dash-mounted electronic park brake that provides additional space and makes it easier to move around the cabin, with the added functionality of automatically engaging at key off, and disengaging once the driver's seatbelt is fastened, the key is on and 'drive' selected.

Depending on the model chosen, Daily also features cordless inductive charging for mobile phones and other devices, while innovative cabin storage solutions allow plenty of room to stow personal belongings. And for those colder temperatures, heated, suspended and fully adjustable driver and passenger seats may be optioned depending on the motorhome specification.

For tight maneuvering at camping grounds or caravan parks, Daily also offers 'City Mode', which is actuated via a dashmounted button, reducing steering effort by up to 70%.

Designed with comfort in mind

IVECO Daily gets the comfort fundamentals correct right from the outset.

Daily's semi forward cab configuration positions the driver and passenger seating behind the front wheels rather than on top of the wheels as they do in cab-over cab chassis. This means that road inputs are not directly transferred to the occupants through the wheels, leading to a smoother driving experience.

Other benefits of this design position the steering wheel at a more comfortable raked angle, as opposed to vertically between the legs which can become tiresome, particularly on longer drives. Also boosting comfort and driving dynamics is independent front suspension.

Daily's revised seating offers additional bolstering and introduces memory foam – it's the first vehicle in the commercial space to offer this comfort feature. A taller head rest has also been introduced, while cabin ingress and egress is now even easier thanks to an improved seat angle.



Optional automatic controlled air conditioning



Optional heated and suspended fully adjustable driver's seat




Optional inductive phone charging

Power and efficiency

The Daily engine range consists of three heavy duty advanced turbo diesel engines with outputs ranging from 136hp (100kW) and 350Nm of torque all the way up to 210hp (155kW) and 470Nm of torque – this engine is market-leading in output.

Along with their impressive power and responsiveness, the engines meet stringent Euro 6 emission levels, which are achieved through an SCR (Selective Catalytic Reduction) system that uses a urea solution (AdBlue® or similar) to minimise NOx (Nitrogen Oxide) emissions.

Daily engines are well regarded for their efficiency and low fuel use, while generous long oil change intervals of 50,000 kilometres, further reduces running costs for lower vehicle total cost of ownership.



Responsive fully automatic transmission

Daily comes standard with IVECO's market-leading fully automatic 8-speed transmission, for easy and relaxed driving whether on the open roads or battling traffic to reach a favourite destination.

As a full torque converter transmission with a generous spread of gear ratios, the 8-speed automatic is perfectly matched to both Daily engines, delivering ultra-fast gear changes (200 milliseconds) and ensuring the vehicle is always running at its optimum.

This transmission also provides owners with the versatility to manually select gears via the multifunctional shift lever if they wish to. For further control, the driver can also select from two transmission modes. 'Eco' shifts gears at lower rpm and reduces engine torque helping to minimise fuel consumption. 'Power' mode holds each gear for longer providing additional power when needed, such as in overtaking situations or when climbing steep hills.



Advanced safety technology

The latest Daily platform is brimming with standard active and passive safety technology, making it one of the safest vehicles available in this category.

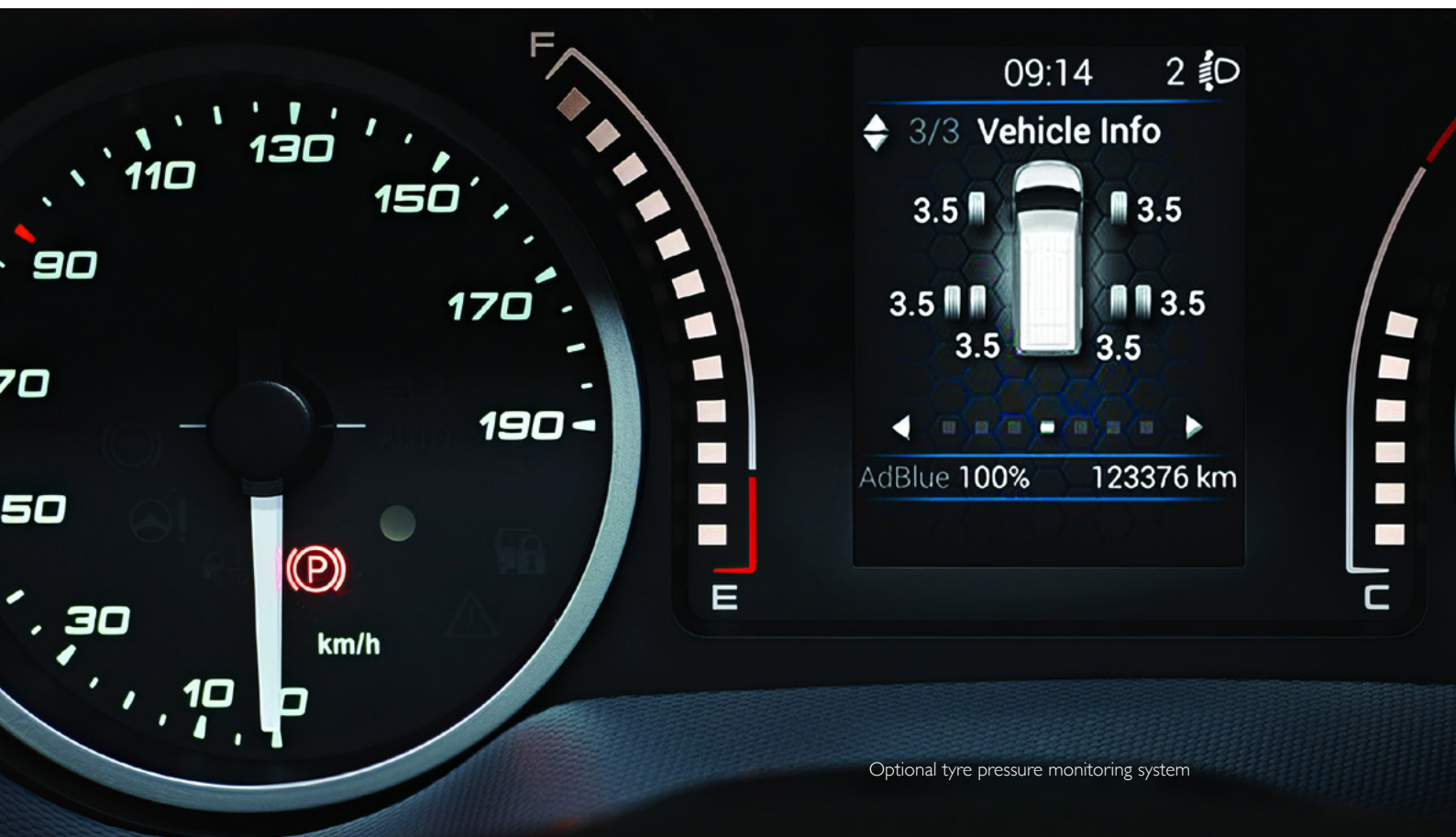
Along with front and rear disc brakes with ABS and 'ESP9' IVECO's suite of electronic stability control technologies, Daily also features four SRS Airbags and equipment including Advanced Emergency Braking System (AEBS) and Adaptive Cruise Control (ACC).

Further safety equipment such as Lane Departure Warning System + Proactive Lane Keep Assist, Queue Assist and City Brake can also be optioned.

Lane Departure Warning uses a windscreen-mounted camera that recognises road markings and sounds an alarm if the vehicle strays from its lane without the driver first signaling; if this happens, and the vehicle is fitted with Proactive Lane Keep Assist, it will automatically intervene and correct the vehicle's trajectory.

City Brake is ideal for low-speed start and stop traffic. This technology pre-fills the braking system for faster response if it detects an imminent collision. It also provides visual and acoustic warnings to the driver, and if no action is taken, will apply the brakes autonomously to reduce the likelihood of a collision.

Queue Assist works in similar conditions and allows the Daily to automatically accelerate and brake to a complete stop in bumper-to-bumper traffic, reducing the risk of rear-ending the vehicle in front and driver fatigue. Queue Assist is only available on models specified with the automatic transmission.



Optional tyre pressure monitoring system

Dimensions & weights

| | 35S | 50C | 50C | 70C | 70C |
|--|---------------|--|--|----------------|----------------|
| Wheelbase (mm) | 4100 | 4350 | 4750 | 4750 | 5100 |
| Overall length (mm) | 6563 | 7373 | 8278 | 8238 | 8278 |
| Overall height unladen (mm) | 2220 | 2263 | 2252 | 2335 | 2295 |
| Front track (mm) | 1740 | 1724 | 1724 | 1725 | 1725 |
| Rear track (mm) | 1704 | 1542 | 1542 | 1660 | 1660 |
| Unladen frame height ant end of frame (mm) | 693 | 820 | 820 | 930 | 930 |
| Front ground clearance (mm) | 170 | 196 | 165 | 171 | 165 |
| Rear ground clearance (mm)w | 168 | 177 | 169 | 165 | 169 |
| Rear overhang (mm) | 1415 | 2015 | 2480 | 2480 | 2130 |
| Turning circle: kerb to kerb (mm) | 13800 | 15348 | 16604 | 16078 | 17162 |
| Turning circle: wall to wall (mm) | 14466 | 15976 | 17234 | 16734 | 17790 |
| | | | | | |
| Mass (kg) | | | | | |
| GCM/GCM (kg) | 3800/ 7300 | 4495/ 7995 Option: 5200/ 8700 | 4495/ 7995 Option: 5200/ 8700 | 7200/ 10500 | 7200/ 10500 |
| Front axle capacity (kg) | 1900 | 2100 | 2100 | 2500 | 2500 |
| Rear axle capacity (kg) | 2430 | 3700 | 3700 | 5350 | 5350 |
| Kerb mass front axle (kg) | 1389 | 1478 | 1488 | 1569 | 1563 |
| Kerb mass rear axle (kg) | 447 | 690 | 702 | 944 | 962 |
| Kerb mass total (kg) | 1836 | 2168 | 2190 | 2513 | 2525 |
| Payload capacity (kg) | 1664 | 2327 | 2305 | 4687 | 4675 |

Kerb masses are with minimal fuel, spare wheel, tools and no driver.

Specifications

Engine options

Type 1: I36EVID FIA Euro 6 engine (standard on 35S)
4 stroke diesel with direct-injection, intercooler and electronic-controlled variable geometry turbine (e-VGT).

Maximum Output: 100 kW (136 hp) @ 3600 rpm

Maximum Torque: 350 Nm @ 1500

Type 2: I80EVID FIC (EURO 6) 4 stroke diesel with direct-injection, Variable Geometry Turbocharger (VGT) and intercooler

Maximum Output: 132 Kw (180 hp) @ 3500 rpm

Maximum Torque: 430 Nm @ 1500rpm

Total Displacement: 3.0 litre

Type 3: 210EVID FIC (EURO 6) 4 stroke diesel with direct-injection, Electronically-controlled variable geometry turbine (e-VGT)

Maximum Output: 155kw (210 hp) @ 3500 rpm

Maximum Torque: 470 Nm @ 1500rpm

Emissions Technology: Exhaust Gas Recirculation system and Selective Catalytic Reduction

Exhaust: Muffler horizontally positioned on the right side and tailpipe located mid-way down right side of vehicle

Transmission

- 8-speed ZF Torque Converter Automatic (Hi-Matic)

Type: 8HP70L – 1st 4.696, 2nd 3.130, 3rd 2.104, 4th 1.667, 5th 1.285, 6th 1.000, 7th 0.839 OD, 8th 0.667 DOD, Rev. 3.297

Steering

Type: Electronic assisted power steering

Diameter: 380mm steering wheel with telescopic and tilt adjustment

Front axle & suspension

Capacity: 1900 kg (35S), 2100 kg (50C), 2500 kg (70C)

Suspension Type: Interdependent double wishbone, nonadjustable transverse leaf spring (specific to 35S). Independent with adjustable steel torsion bar

Rear axle & suspension

Capacity: 2430kg (35S) 3700 kg (50C), 5350 kg (70C)

Suspension Type: Parabolic rear springs with reduced flexibility and double acting shock absorbers (35S)

Multi leaf springs, rubber rebound bump stops, anti roll bar and double acting telescopic shock absorbers (50C)

Single reinforcement leaf springs, rubber rebound bump stops, anti roll bar and shock absorbers (70C)

Optional Suspension: Electronically controlled air suspension on 50C and 70C models

Rear Axle Ratio: 3.6:1 (35S and 50C with 180hp, 136hp or 210hp); 4.3:1 (70C)

Brakes

Type: ESP9 - Electronic Stability Programme (includes ASR - Anti Slip Regulator or Traction Control, HBA - Hydraulic Brake Assist, Hill Holder; LAC - Adaptive Load Control, TSM - Trailer Sway Mitigation, Cross Wind Assist, HRB - Hydraulic Rear Wheel Boost, HFC - Hydraulic Fading Compensation, RMI & ROM - Roll Movement Intervention & Roll Over Mitigation), Advanced Emergency Braking System (AEBS), Optional Lane Departure Warning (LDWS)

Front/Diameter: Ventilated disc brakes / 300mm (35S)

Rear/Diameter: Disc brakes/ rear 296mm (35S)

Front / Diameter: Ventilated disc brakes / 290 mm (50C models)

Rear / Diameter: Disc brakes / 290 mm (50C models)

Front / Diameter: Ventilated disc brakes / 301 mm (70C model)

Rear / Diameter: Disc brakes / 306 mm (70C model)

Parking Brake: Electric park brake operating on rear axle

Service Brakes: Dual circuit with vacuum servo

- Pad wear warning light for front and rear brakes

Fuel system

- 100 litres with fuel cap location on passenger side
- 20 litre Adblue

Electrical system

Type: 12 Volt

Battery: 12 Volt-110 Ah

- Trailer wiring to rear of chassis

Chassis

Type: C Section steel longitudinal side members with tapered ends and tubular cross members

Wheels & tyres

Wheels: Steel 6.5J x R16 (35S model)

Tyre Size: 235/65 R16 (35S model)

Wheels: Steel 5.5J x R16 (50C model)

Tyre Size: 195/75 R16 (50C model)

Wheels: Steel 6J x R16 (70C model)

Tyre Size: 225/75 R16 (70C model)

Cabin features

- Multiple seating options available depending on motorhome specification, from the 4 way adjustable driver and passenger comfort seat, to the suspended, heated and fully adjustable driver and passenger seats
- Adaptive Cruise control
- Electric windows
- Exterior mirror with integrated wide angle and direction indicators, heated and electronically adjustable
- Automatic electronic park brake
- Overhead console with storage shelf and space for additional equipment
- Document storage compartment and large dual storage pockets in doors
- Body builder connections
- Additional in-dash storage
- Automatic climate control (optional)
- Eco mode

Dashboard

- 3.5" TFT display and silver dial rings
- Fuel level indicator with reserve light indicator
- Coolant temperature indicator with high temperature indicator light
- Instrument light dimmer switch
- USB charge points
- Dash-mounted gear lever
- Inductive phone charging (if selected)
- 3 storage areas on top of dash
- TFT Display Panel includes: digital speedometer, ADAS (Advanced Driver-Assistance Systems) dashboard, ADAS quick menu, TPMS (if option is specified on motorhome), oil, battery and service information. Navigation and phone multimedia, fuel economy, trip computer, vehicle settings, display settings and diagnostics
- Bluetooth system (with CAN security)

Security

- Central locking with remote control
- Steering lock
- Engine immobiliser





Disclaimer:

IVECO Trucks Australia Pty Ltd. ABN 86 004 065 061 ("IVECO") distributes IVECO trucks in Australia and New Zealand. The information and images in this document are provided as a guide only. IVECO reserves the right to make changes at any time without notice to the information contained in this document for any commercial reasons. Always consult your authorised IVECO Dealer to ensure the specifications, equipment, options, and design features including colour, are available for the vehicle before deciding to place an order; some options may only be available in combination with others. Overseas images are shown throughout this document and the images may include equipment which is not optional. To the extent permitted by law to do so, IVECO shall not be liable to any person because of reliance on the content contained in this document.