

# NEW DAILY BUSINESS INSTINCT



**IVECO**

Your partner for sustainable transport





# NEW DAILY THE VEHICLE WITH THE BUSINESS INSTINCT FOR TRANSPORT

The Daily is the best partner for your business. It is just as strong, versatile and as **high a performer** as ever. In addition, true to its **business instinct for the transport industry**, it introduces new features that make it an even better partner for your business.

The Daily has put innovation and **technology at your service** to help you manage your vehicle effectively, and enjoy how its lower cost of ownership **contributes to a healthy bottom line for your business**.

The engines run cleanly and efficiently, adding to **your sustainable** credentials. It also takes care of its drivers: the cab is more comfortable and quieter than ever, and with the HI-MATIC transmission drivers will **discover the meaning of absolute driving pleasure**.

The **widest range in the industry** has become even wider to meet the evolving and broadening spectrum of requirements of your business and of transport operators around the world.

The Daily is the perfect partner, with its unfailing **instinct** for **anticipating your business needs** and providing the solution when you need it, year after year.



CONTENTS			
NEW ARCHITECTURE	6	UNRIVALLED PERFORMANCE	12
EXCLUSIVE DESIGN	8	LINE-UP	14
UNLIMITED VERSATILITY	9	DAILY PEOPLE CARRIER	16
UNIQUE HANDLING	10	OPTIONS	17
ULTIMATE COMFORT	11	CUSTOMER SERVICES	18





#### NEW ARCHITECTURE

BEST IN CLASS LOAD VOLUME (19.6 m<sup>3</sup>)  
 BETTER LOAD EFFICIENCY  
 (WITH THE NEW 10.8 m<sup>2</sup>)  
 NEW RANGE OF WHEELBASES WITH  
 REAR OVERHANG REDUCTION  
 MORE ACCESSIBLE LOAD COMPARTMENT



#### STRENGTH

CHASSIS WITH HIGH-STRENGTH SIDE MEMBERS  
 UP TO 7.2 t. GROSS VEHICLE WEIGHT  
 REINFORCED SUSPENSION  
 (ALLOWING UP TO 200 kg. GREATER LOAD)  
 TOUGH, RELIABLE ENGINES



#### EXCLUSIVE DESIGN

NEW STYLE  
 NEW INTERIORS  
 ERGONOMIC DASHBOARD  
 NEW STORAGE COMPARTMENTS



#### UNLIMITED VERSATILITY

VAN, CHASSIS CAB, CREW CAB,  
 SINGLE AND TWIN WHEELS  
 MAXIMUM EASE OF FITTING  
 AND CONFIGURATION



#### UNIQUE HANDLING

NEW SUSPENSION  
 OPTIMISED WHEELBASE  
 FOR BETTER DRIVEABILITY  
 BEST TURNING CIRCLE  
 IN ITS CLASS (10.5 m)



#### ULTIMATE COMFORT

CAR-STYLE DRIVING  
 NEW SEAT, NEW CONTROLS  
 AND NEW DRIVING POSITION  
 BETTER SOUNDPROOFING  
 GREATER FORWARD VISIBILITY  
 NEW CLIMATE CONTROL SYSTEM



#### UNRIVALLED PERFORMANCE

REAR-WHEEL DRIVE  
 POWER 146 hp  
 TORQUE 350 Nm  
 NATURAL POWER 136 hp VERSION  
 BEST IN CLASS TURNING RADIUS  
 6-SPEEDS MANUAL TRANSMISSION  
 8 AUTOMATIC GEARBOX HI-MATIC (EURO 5)



## NEW ARCHITECTURE

**The Daily is the perfect van in every way:** a totally redesigned vehicle, superb balance on the road, extremely easy to drive and with the best load volumes in its class.

**The capacity has been optimised**, with a redesigned wheelbase, total length and load compartment length relationship: the new 3520 and 4100 mm wheelbases reduce the rear overhang without affecting the ground dimensions and load platform.

In this way an entirely new range of **load capacities has been developed, from just over 9 to almost 20 m<sup>3</sup>.**

The new 18 and 19.6 m<sup>3</sup> models are the **best in their class in terms of available volume**. The new 10.8 m<sup>3</sup> version is the **best in terms of load efficiency** (i.e. relationship between load platform length and total length).



**The Daily is the toughest of light commercial vehicles, with the most lasting performance.**

Its strength is based on its chassis, made of C-section side members in special steel, an exclusive feature in light commercial vehicles that sets the Daily apart from car derived vehicles.

The load-bearing chassis is a key element in the vehicle's strength and modularity.

The use of thicker chassis for greater load capacities makes it possible to **optimize the weight and performance** of each version.

**The Daily is the only light commercial vehicle with gross vehicle weights of up to 7.2 t and payloads of up to 4900 kg.** The maximum front and rear axle loads too are top-ranked in their class.

The range re-proposes all the wheelbase variations from 3000 to 4750 mm and introduces the new wheelbase 5100 mm on chassis cab 7-7.2 t that allows body length capacity up to 6.6 metres.

**The Daily chassis cab is the most popular base among body builders:** it is the toughest and the easiest to transform.

In the single cab, crew cab and chassis cowl versions, with single or twin wheels, it can be equipped as a box van, tipper, panel van, camper, ambulance, minibus, vehicle recovery truck, crane truck, overhead platform and for many other special uses.

**Its strength means that no job is too great.** The Daily van is the preferred choice of transport professionals, not only for distribution work, but for all applications involving large volumes, excellent performance and duration under stress.





## EXCLUSIVE DESIGN

### THE DESIGN OF THE DAILY ALSO EXPRESSES ITS EXCLUSIVE PERSONALITY

Unique in its class for technical features and performance, it is as attractive as a car but proudly shows off its identity as a **transport professional**.

The front is a blend of different modules: the **windscreen** plane, framed by a continuous line, extends into the side windows to join the **headlight-grille** line at the mirrors.

The rounded hood, generously proportioned for easy engine access, is positioned between the two modules. Lower down, the **bumpers** broaden out towards the robust wheel arch to accentuate road holding with a markedly horizontal motif. The Daily's shape is closely linked to its function. The headlights are positioned high up and set back to avoid damage from minor knocks.

The increased glass surface area makes the cab more luminous and improves vertical vision. The new cab design also improves the vehicle's **aerodynamics**.

The Daily has an ergonomic **new dashboard** and numerous compartments easily reachable from the driving seat (five closable **compartments**, three DIN compartments and three cup holders, plus purpose-designed holders for frequently used items such as phones and tablets).



The Daily marking system is simple and intuitive: the code states the gross vehicle weight (in quintals) and the power (in hp).

## UNLIMITED VERSATILITY

With two distinct architectures, with different wheelbases for vans and chassis cabs, **the Daily is the most versatile vehicle in its class**.




The new range includes **chassis cabs, crew cabs, chassis cowl and vans**.

The new single wheel 4100 mm wheelbase version maintains all the distinctive qualities of the Daily but with even better drive ability.

The **gross vehicle weight** of the van ranges from 3.5 to 7.2 t, with load capacities from 9 to 19.6 m<sup>3</sup>.

The van is available in three heights: 1545, 1900 and 2100 mm, making it possible for a tall person to stand up and move about in the load compartment. The vehicle **length** varies from 5560 to 7500 mm and the **wheelbase** from 3520 to 4100 mm.

This extensive range of bodies, engines, dimensions, wheelbases and load capacities allows you to choose between **different factory versions of the Daily**, each one configurable in an infinite number of ways thanks to the versatility of the framework.

VAN	CHASSIS CAB	CREW CAB
 3.5 - 7 t	 3.5 - 7.2 t	 3.5 - 7 t





# UNIQUE HANDLING

The Daily is now even easier and more intuitive to drive, even for car license holders used to driving a car.

The new architecture with longer wheelbases and reduced rear overhang **enhances the balance and driveability of the Daily** van without detracting from its extraordinary agility in confined spaces.

The new **QUAD-LEAF front suspension** improves handling, comfort and dynamic response, ensuring maximum stability even in the event of sudden swerves with a full load. Standard on all 3.5 tonne single wheels models, the new suspension uses a quadrilateral system with double swing arm and leaf spring, and has been completely redesigned with specific angles calculated to **improve kinematic behaviour**.

A number of key components – such as the cross member incorporating the engine mount – have been redesigned to increase rigidity and reduce overall mass.

The QUAD-LEAF suspension ensures excellent vehicle control, top strength and high performance **(1900 kg standard max load)**.

For particularly severe applications, the **QUAD-TOR suspension** (standard on all cab and vans twin wheels from 3.5 t), with torsion bars instead of the leaf spring and an **axle weight rating of 2700 kg** (2100 kg for versions up to 5 t).



# ULTIMATE COMFORT

**EXPERIENCE ULTIMATE COMFORT AND ENJOY YOUR PROFESSIONAL WORK ENVIRONMENT**

The new Daily combines its natural vocation for transport with superior comfort, functionalities and driveability. The cab provides you with a professional work environnement brimming with new feautres to help you run your business or personal use.

The **seat** (H-point lowered by 15 mm), **steering wheel** (20 mm smaller and 7° more vertical) and windscreen (40 mm more glass with a 4° improvement in visibility) are new. The dashboard has been completely redesigned to ensure the driver has a comfortable control of the vehicle while in the correct driving position.

The **ergonomic** space, considered to be the best in its class, is accompanied by improved soundproofing and a more efficient climate control system (manual and automatic). The radio Bluetooth® is now standard on van version.

The Daily's driveability has changed radically. The **new 4100 mm wheelbase on the single wheel version** guarantees excellent road-holding under all load conditions, great handling in tight spaces and a really comfortable ride. The new suspension systems improve the ground contact and overall balance of the vehicle, reducing roll and pitch to a minimum even at high speeds.

**ABS+EBD+ASR are now standard for all versions**, and other electronic safety systems (such as ESP, the Lane Departure Warning System and 3 level of AIRBAG) are available on request. The new infotainment and telematics range has two audio system levels.



The door panel has been redesigned with an open compartment where, for example, you can store the first aid kit. The cab offers up to 18 practical storage compartments so that you can keep all your personal and working materials close at hand and organised.



The new **DAB radio** integrated in the dashboard offers all the main DAB and FM features: for example, you can select the radio station by name, read the title of the programme or song you are listening to, set it to receive traffic and weather announcements, and pre-set up to 15 stations, to name a few.




# UNRIVALLED PERFORMANCE

## THE NEW DAILY OFFERS TOP CLASS PERFORMANCE

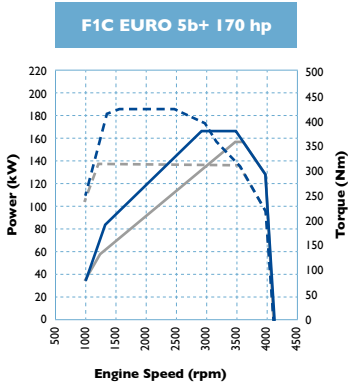
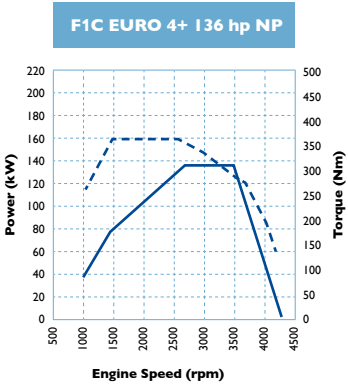
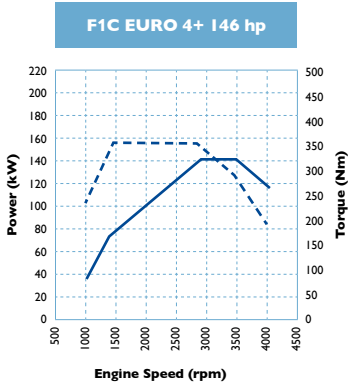
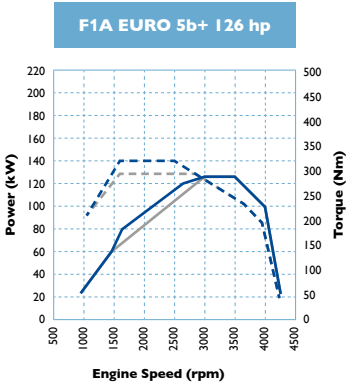
Rear drive guarantees traction and pick-up at engine start. The **Daily is the only vehicle to use industrial-derived engines**, optimized for heavy-duty performance and able to reach high mileage while keeping maximum efficiency. The range of engines is topped off by the extremely green CNG, 136 hp NATURAL POWER engine with Euro 6 Heavy Duty approval. Transmissions come in a 6-gear manual version. The Daily also provides several important new features aimed at reducing fuel consumption, the EcoMac intelligent air cooling system, which further decrease fuel consumption over the previous model. The deck top is completely flat and obstacle-free to facilitate the work of body and equipment fitters. The vehicle can be fitted with a power take-off flange on the side of the gearbox (torque delivery up to 180 Nm).

The vehicle electronics can be integrated with those of the body fittings via standard CAN-BUS connections.

In the Natural Power version, the methane tanks are located between the side members.



NEW DAILY ENGINE & GEARBOX				
EMISSION	ENGINE	MAX POWER (hp)	MAX TORQUE (Nm)	GEARBOX
EURO 4	F1C 3 LITRE	146 HD	350	MANUAL
EURO 5	F1A 2.3 LITRE	126 LD	320	MANUAL/HI-MATIC
	F1C 3 LITRE	170 LD	430	MANUAL/HI-MATIC
EURO 6	F1C NATURAL POWER	136 HD	350	MANUAL/HI-MATIC



## HI-MATIC

### FIRST 8-SPEED AUTOMATIC GEARBOX IN THE INDUSTRY FOR BEST COMFORT AND SAFETY

The new gearbox generation is designed to provide **absolute driving pleasure**: with the ergonomic multifunctional shift lever you are fully focused on the traffic and driving conditions. **HI-MATIC is the solution for enhanced safety while driving comfortably.**

- Torque
- Power
- EcoSwitch off
- EcoSwitch on



F1A 2.3 litre IVECO




F1C 3.0 litre IVECO



LINE-UP

CHOOSE YOUR NEW DAILY VAN

The Daily van has been designed specifically for city jobs and deliveries, focusing on the vehicle's lightness, driveability and load efficiency. The Daily comes in many different factory versions, made up of the combination of the different bodies, wheelbases and load capacities. **The Daily range has a vehicle for any job, yours too.**






CHOOSE YOUR NEW DAILY CAB





The Daily chassis cab remains the toughest and most versatile light commercial vehicle in its class: the load-bearing structure ensures solidity, payload and long-lasting performance. The Daily comes in different factory versions, the combination of the different bodies, wheelbases and load capacities. **Choose the right Daily to satisfy your needs.**

REINFORCED REAR SUSPENSION

The wide choice of reinforced rear suspension, including Parabolic, Parabolic reinforced or Semi-elliptic springs, enhances the vehicle strength for the most demanding missions.

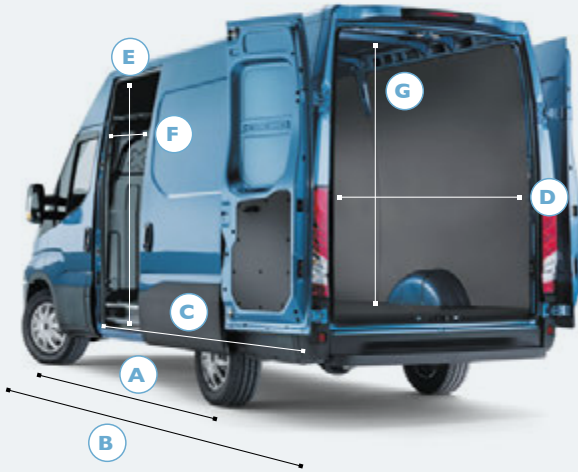


Ⓐ WHEELBASE (mm)	Ⓑ VEHICLE LENGTH (mm)	Ⓒ LOAD COMPARTMENT LENGTH (mm)	Ⓓ LOAD COMPARTMENT WIDTH (mm)	Ⓔ HEIGHT / LOAD VOLUME			GROSS VEHICLE WEIGHT (tons)	
				H1 (1545 mm) 	H2 (1900 mm) 	H3 (2100 mm) 	MIN.	MAX.
3000	5040	2610	1800	7.3 m³			3.5	3.5
3520	5560	3130	1800	9 m³	10.8 m³		3.5	5.2
	5960	3540	1800		12 m³	13.4 m³	3.5	5.2
4100	7130	4680	1800		16 m³	18 m³	3.5	7
	7500	5125	1800		17.5 m³	19.6 m³	3.5	7

WHEELBASE (mm)	MAXIMUM BODY LENGTHS (mm)				GROSS VEHICLE WEIGHT (t.)			
	SINGLE WHEEL 		TWIN WHEEL 		CHASSIS CAB 		CREW CAB 	
	MIN.	MAX.	MIN.	MAX.	MIN.	MAX.	MIN.	MAX.
3000	2510	3000			3.5	5.2		
3450	3395	3886	3395	3886	3.5	7	3.5	7
3750	4005	4495	4005	4495	3.5	7.2	3.5	7
4100	4005	4495	4005	4895	3.5	7.2	3.5	7
4350			4830	5340	5.2	7.2	5.2	7
4750			5690	6190	5.2	7.2	6	7
5100			5990	6608	7	7.2	7	7

SIDE DOOR

SLIDING SIDE DOOR DIMENSIONS (mm)		H1 (mm)	H2 (mm)	H3 (mm)
Ⓔ HEIGHT		1440	1800	
Ⓕ WIDTH	WHEELBASE 3000	1100		
	WHEELBASE 3520 / 4100L	1200		



CHASSIS CAB SINGLE WHEEL

The chassis cab single wheel, with body lengths up to 4495 mm, gross vehicle weight up to 3.5 tonnes and payload up to 1600 kg, offers strength and comfort combined with excellent bodybuilding flexibility.

CHASSIS CAB TWIN WHEEL

The chassis cab twin wheel version is available in body lengths up to 6190 mm, gross vehicle weight up to 7.2 tonnes and payload up to 4900 kg. It stands out for its unrivalled robustness and versatility.

CREW CAB

The robust crew cab can accommodate the driver and 6 passengers, travelling in comfort.



# DAILY PEOPLE CARRIER

## THE NEW DAILY IS THE PERFECT SOLUTION FOR THE SOUTH AFRICAN TAXI VEHICLES

### MINIBUS: BUILT FOR ALL BUSINESSES

- Best in class legroom (22+1 commuter conversion) will create happy passengers.
- Unique proposition of up to 25 passengers on our 65C15V18 model means that you can earn 14% more!
- Class leading towing capacity (up to 3.5 tons for a braked trailer) so that you may offer greater service to your clients.
- 2 years unlimited warranty for your peace of mind.
- 30,000 km service intervals increase time on the road, allowing you to earn more.
- Tried and tested 3 litre diesel engines provide many years of hassle free operation for maximum vehicle availability and reliability.
- Standard fitment Hill Hold Assist® reduces the clutch wear typical of drivers “balancing the clutch” when stopping in traffic, resulting in lower maintenance cost and less time in the workshop.
- Ask about our tailor-made maintenance contracts that are designed to give you maximum vehicle uptime at affordable and predictable rates.



### THE SAFEST MINIBUS ON THE ROAD

- Daytime running lights provide good visibility to other road users.
- Ventilated disc brakes supported by the standard electronic stability program with trailer sway control deliver top notch braking and stability performance to help the driver to avoid accidents.
- Standard fitment cruise control with speed limiting function assists the driver to avoid exceeding legal speed limits.
- Driver fatigue is reduced thanks to the standard air conditioning, whilst the standard fitment Bluetooth radio and multifunction steering wheel facilitate hands free telephony thus ensuring that the driver keeps focus on the road ahead, even whilst taking a call.
- Best in class roll-over kit and standard fitment airbags for the driver and front passengers provide maximum protection in the event of an accident.
- Optimal driving position and comfort are ensured by the adjustable steering column and suspended driver seat that also incorporates lumbar support.
- Grab handles for the driver and front passengers help to prevent slipping whilst entering or exiting the vehicle.

# OPTIONS



### ECOSWITCH\*

At the flick of a switch on the dashboard, this function reduces vehicle consumption by modulating the engine torque and reducing the maximum speed to 125 km/h. Particularly valuable for city driving or when the vehicle is empty.

\*available only in Euro 5.



### LANE DEPARTURE WARNING SYSTEM (LDWS)

The system gives off a clear acoustic warning signal to warn the driver of any unintentional lane changes due to drowsiness, tiredness or distraction.



### AIR SUSPENDED DRIVER SEAT

Extra comfort for driver and passengers. Besides the two seat adjustments (fore-and-aft and backrest angle), the Daily also offers the option of heated driver and passenger seats with spring suspension and three adjustments (fore-and-aft, seat height and backrest angle).



### INDUCTIVE CHARGE SYSTEM

Integrated into the central storage compartment, the wireless inductive charge system ensures an always charged smartphone or tablet (enabled to wireless inductive charging).



### CRUISE CONTROL

Cruise Control is an electronic system located on the steering wheel. The system memorises and maintains the vehicle at the speed set by the driver, which can then be increased or decreased by turning the lever clockwise or anticlockwise. If the driver brakes, the cruise control is automatically disabled; it can be reactivated at the set speed simply by pressing the lever. Particularly suited to interurban use and in regular traffic conditions, it makes driving more comfortable and optimises consumption.



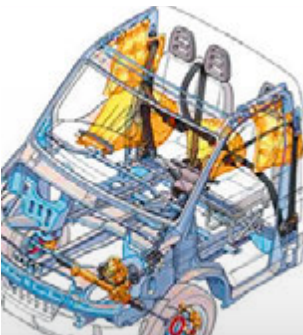
### DIFFERENTIAL LOCK

The differential lock delivers better traction over low-grip or muddy surfaces, for safer driving and greater comfort. A switch on the dashboard engages the differential lock to drive both wheels together.



### FULL OPENING REAR DOORS

The 270° opening rear doors make it easier to load and unload, especially in tight spaces. You can even reverse with the rear doors fully open, a feature that is particularly useful when loading from ramps. The 270° rear doors incorporate stop devices to hold them at 90° and 180° and also in the fully open position.



### AIRBAGS

It's important to feel totally protected as you go about your business. That's why, in addition to many other passive safety features, the Daily can be fitted with two front airbags and two side (window) airbags - one for the driver and one for passengers. The Daily's advanced airbag system provides the best possible protection and ensures the safety of everyone on board.



### AIR REAR AXLE SUSPENSION

A special air suspension button on the dashboard, which can be reached even when on board the vehicle, is used to raise or lower the rear load platform quickly and easily to facilitate loading and unloading operations. Particularly useful for jobs involving an intensive use of the load compartment.



### Telma ELECTROMAGNETIC RETARDER

The Telma® LVRS600 electromagnetic retarder provides the vehicle with a braking torque of 350 Nm, with full compatibility with the ESP system. Designed for mounting on the transmission shaft, it provides up to 80% of vehicle braking needs, reducing brake wear and temperature and increasing vehicle safety. It is enabled from a special lever on the dashboard, and is operated by pressing the brake pedal.




CUSTOMER SERVICES


DISCOVER THE FULL OFFER OF PROFESSIONAL SERVICES TO BOOST YOUR BUSINESS

PICK THE SERVICE PACKAGE TO MATCH YOUR BUSINESS


The Daily keeps your **business running** and extends its long life at your service. We know that your requirements can vary depending on your different businesses and missions.

That's why IVECO offers the **flexibility of Elements**: you can choose the combination of Planned Maintenance and Extended Warranty services that **perfectly match your business**. And you can further tailor your pack with the available Additional Coverage elements.




**MAINTENANCE**


- Maintenance
- Lubrification
- Oil and fluid changes according to the maintenance and repair handbook

**DRIVE LINE**

- Engine
- Fuel injection
- Gearbox
- Propeller shaft and axle repairs

**EXTRA DRIVE LINE**

- Components not already covered by the drive line element e.g. Electrical System, injection

**WEAR**





- Clutch
- Brake pads
- Brake discs
- Brake drums
- Brake linings for drum brakes

The major "elements" making up the offer (Maintenance, Drive line, Extra drive line, Wear) can be combined together in order to create the contract that perfectly suits your business. Below is a list of all possible combinations:

PLANNED MAINTENANCE CONTRACTS

	MAINTENANCE	DRIVE LINE	EXTRA DRIVE LINE	WEAR
				
 <b>3XL • LIFE</b>	•	•	•	•
 <b>2XL • LIFE</b>	•	•	•	
 <b>XL • LIFE</b>	•	•		•
 <b>L • LIFE</b>	•	•		
 <b>M • LIFE</b>	•			•
 <b>S • LIFE</b>	•			

EXTENDED WARRANTY

	DRIVE LINE	EXTRA DRIVE LINE
		
 <b>XTRA XTENDED LIFE</b>	•	•
 <b>XTENDED LIFE</b>	•	

ELEMENTS EXCLUSIONS

For exclusions please refer to contractual documents relevant to your Market.

IVECO CAPITAL

**IVECO CAPITAL** is the captive financial services brand of IVECO and offers a full range of financing, leasing, rental and ancillary services for commercial vehicles - extended warranty, maintenance and repair services, and various types of insurance can be included in the pack.

All financial packs can be tailored to the customers' needs and apply to all types of vehicles - new or used, and conversions.

IVECO CAPITAL provides customers with professional advice to select the financial product that is the best match for their business's financial and fiscal requirements.

For more information, please contact your IVECO dealer:



AFTER SALES

A Working Man's Best Friend

Product quality is obviously the key factor. But we want IVECO drivers to feel they are always protected by a trusted partner, especially across vast and demanding regions. With its integrated service and parts system, IVECO is a working man's best friend.

- Constant attention to reducing vehicle downtime
- Advanced communication systems link dealer and head office: every requirement for technical support is known by IVECO in real time
- Every extended machinery downtime is entered into the system in real time and the relevant department is immediately alerted automatically
- All technical malfunctions and quality issues are recorded and automatically sent to the relevant Quality team, and a thorough analysis begins soon after



IVECO FAN SHOP

IVECO FAN SHOP

You can choose from a range of IVECO work and leisure clothes, stationery and gadgets at your dealership or at the IVECO online store [www.ivecofanshop.com](http://www.ivecofanshop.com).



IVECO | Genuine Parts HIGH PERFORMANCE

**IVECO GENUINE PARTS** will keep your Daily running reliably during its long years at your service - and cost efficiently. The wide offering ranges from new and remanufactured parts to servicing kits and telematics solutions. IVECO operates a network of 7 Parts depots and uses advanced technologies to guarantee 24/7 deliveries across Europe.



IVECO is a brand of CNH Industrial N.V., a global leader in the capital goods sector that, through its various businesses, designs, produces and sells agricultural and construction equipment, trucks, commercial vehicles, buses and specialty vehicles, in addition to a broad portfolio of powertrain applications. It also distributes high performance genuine parts for all CNH Industrial Commercial Brands.





# IVECO

Your partner for sustainable transport